



Apportionment Report

TUSCOLA COUNTY

October 2020

Tuscola County 2020 Apportionment Report

Table of Contents

Mills Apportioned by the County Board of Commissioners	Page 1
Statement of Taxable Values for Various Taxing Authorities	Page 10
Comparison Charts	Page 14
Ad Valorem Taxes Levied By Government Unit	
Akron Township - <i>Village of Akron</i>	Page 16
Almer Township	Page 17
Arbela Township	Page 18
Columbia Township - <i>Village of Unionville</i>	Page 19
Dayton Township	Page 21
Denmark Township - <i>Village of Reese</i>	Page 22
Elkland Township - <i>Village of Cass City</i>	Page 24
Ellington Township	Page 25
Elmwood Township - <i>Village of Gagetown</i>	Page 26
Fairgrove Township - <i>Village of Akron, Village of Fairgrove</i>	Page 27
Fremont Township - <i>Village of Mayville</i>	Page 29
Gilford Township	Page 30
Indianfields Township	Page 31
Juniata Township	Page 32
Kingston Township - <i>Village of Kingston</i>	Page 33
Koylton Township - <i>Village of Kingston</i>	Page 34
Millington Township - <i>Village of Millington</i>	Page 35
Novesta Township	Page 36
Tuscola Township	Page 37
Vassar Township	Page 38
Watertown Township	Page 39
Wells Township	Page 40
Wisner Township	Page 41
City of Caro	Page 42
City of Vassar	Page 43
Compilation of Overall Estimated Tax Revenue	Page 44

Tuscola County Millage Rates

Government Unit School District & Taxable Status	Total Gov't Unit	Total Village	Total Library	Authority Name	Total Authority	Total County	Total School	I.S.D. Name	Total I.S.D.	SET	Total Annual Levy	Total Summer Levy	Total Winter Levy
Akron Township													
Akron-Fairgrove School District [Non-PRE]	5.2224		0.7916		0.0000	8.3121	20.6500	Tuscola	4.2409	6.0000	45.2170	9.9141	35.3029
Akron-Fairgrove School District [PRE]	5.2224		0.7916		0.0000	8.3121	2.6500		4.2409	6.0000	27.2170	9.9141	17.3029
Akron-Fairgrove School District [Com. Personal]	5.2224		0.7916		0.0000	8.3121	8.6500		4.2409	6.0000	33.2170	9.9141	23.3029
Akron-Fairgrove School District [Ind. Personal]	5.2224		0.7916		0.0000	8.3121	2.6500		4.2409	0.0000	21.2170	3.9141	17.3029
Unionville-Sebewaing School District [Non-PRE]	5.2224		0.0000		0.0000	8.3121	23.7200	Tuscola	4.2409	6.0000	47.4954	9.9141	37.5813
Unionville-Sebewaing School District [PRE]	5.2224		0.0000		0.0000	8.3121	5.7200		4.2409	6.0000	29.4954	9.9141	19.5813
Unionville-Sebewaing School District [Com. Personal]	5.2224		0.0000		0.0000	8.3121	11.7200		4.2409	6.0000	35.4954	9.9141	25.5813
Unionville-Sebewaing School District [Ind. Personal]	5.2224		0.0000		0.0000	8.3121	5.7200		4.2409	0.0000	23.4954	3.9141	19.5813
Almer Charter Township													
Akron-Fairgrove School District [Non-PRE]	3.4551		0.7916	Caro Transit Authority	2.0000	8.3121	20.6500	Tuscola	4.2409	6.0000	45.4497	9.9141	35.5356
Akron-Fairgrove School District [PRE]	3.4551		0.7916		2.0000	8.3121	2.6500		4.2409	6.0000	27.4497	9.9141	17.5356
Akron-Fairgrove School District [Com. Personal]	3.4551		0.7916		2.0000	8.3121	8.6500		4.2409	6.0000	33.4497	9.9141	23.5356
Akron-Fairgrove School District [Ind. Personal]	3.4551		0.7916		2.0000	8.3121	2.6500		4.2409	0.0000	21.4497	3.9141	17.5356
Caro School District [Non-PRE]	3.4551		1.4909	Caro Transit Authority	2.0000	8.3121	23.6500	Tuscola	4.2409	6.0000	49.1490	9.9141	39.2349
Caro School District [PRE]	3.4551		1.4909		2.0000	8.3121	5.6500		4.2409	6.0000	31.1490	9.9141	21.2349
Caro School District [Com. Personal]	3.4551		1.4909		2.0000	8.3121	11.6500		4.2409	6.0000	37.1490	9.9141	27.2349
Caro School District [Ind. Personal]	3.4551		1.4909		2.0000	8.3121	5.6500		4.2409	0.0000	25.1490	3.9141	21.2349
Cass City School District [Non-PRE]	3.4551		0.0000	Caro Transit Authority	2.0000	8.3121	20.9766	Tuscola	4.2409	6.0000	44.9847	9.9141	35.0706
Cass City School District [PRE]	3.4551		0.0000		2.0000	8.3121	3.0000		4.2409	6.0000	27.0081	9.9141	17.0940
Cass City School District [Com. Personal]	3.4551		0.0000		2.0000	8.3121	8.9766		4.2409	6.0000	32.9847	9.9141	23.0706
Cass City School District [Ind. Personal]	3.4551		0.0000		2.0000	8.3121	3.0000		4.2409	0.0000	21.0081	3.9141	17.0940
Arbela Township													
Frankenmuth School District [Non-PRE]	3.8768		0.9747		0.0000	8.3121	22.1800	Saginaw	3.0872	6.0000	44.4308	9.9141	34.5167
Frankenmuth School District [PRE]	3.8768		0.9747		0.0000	8.3121	4.1800		3.0872	6.0000	26.4308	9.9141	16.5167
Frankenmuth School District [Com. Personal]	3.8768		0.9747		0.0000	8.3121	10.1800		3.0872	6.0000	32.4308	9.9141	22.5167
Frankenmuth School District [Ind. Personal]	3.8768		0.9747		0.0000	8.3121	4.1800		3.0872	0.0000	20.4308	3.9141	16.5167
Millington School District [Non-PRE]	3.8768		0.9747		0.0000	8.3121	20.9504	Tuscola	4.2409	6.0000	44.3549	9.9141	34.4408
Millington School District [PRE]	3.8768		0.9747		0.0000	8.3121	2.9811		4.2409	6.0000	26.3856	9.9141	16.4715
Millington School District [Com. Personal]	3.8768		0.9747		0.0000	8.3121	8.9504		4.2409	6.0000	32.3549	9.9141	22.4408
Millington School District [Ind. Personal]	3.8768		0.9747		0.0000	8.3121	2.9811		4.2409	0.0000	20.3856	3.9141	16.4715
Vassar School District [Non-PRE]	3.8768		0.9747		0.0000	8.3121	21.3586	Tuscola	4.2409	6.0000	44.7631	9.9141	34.8490
Vassar School District [PRE]	3.8768		0.9747		0.0000	8.3121	3.4000		4.2409	6.0000	26.8045	9.9141	16.8904
Vassar School District [Com. Personal]	3.8768		0.9747		0.0000	8.3121	9.3586		4.2409	6.0000	32.7631	9.9141	22.8490
Vassar School District [Ind. Personal]	3.8768		0.9747		0.0000	8.3121	3.4000		4.2409	0.0000	20.8045	3.9141	16.8904

Tuscola County Millage Rates

Government Unit School District & Taxable Status	Total Gov't Unit	Total Village	Total Library	Authority Name	Total Authority	Total County	Total School	I.S.D. Name	Total I.S.D.	SET	Total Annual Levy	Total Summer Levy	Total Winter Levy
Columbia Township													
Owendale-Gagetown School District [Non-PRE]	6.3912		0.0000		0.0000	8.3121	19.9000	Huron	4.8886	6.0000	45.4919	9.9141	35.5778
Owendale-Gagetown School District [PRE]	6.3912		0.0000		0.0000	8.3121	1.9000		4.8886	6.0000	27.4919	9.9141	17.5778
Owendale-Gagetown School District [Com. Personal]	6.3912		0.0000		0.0000	8.3121	7.9000		4.8886	6.0000	33.4919	9.9141	23.5778
Owendale-Gagetown School District [Ind. Personal]	6.3912		0.0000		0.0000	8.3121	1.9000		4.8886	0.0000	21.4919	3.9141	17.5778
Akron-Fairgrove School District [Non-PRE]	6.3912		0.7916		0.0000	8.3121	20.6500	Tuscola	4.2409	6.0000	46.3858	9.9141	36.4717
Akron-Fairgrove School District [PRE]	6.3912		0.7916		0.0000	8.3121	2.6500		4.2409	6.0000	28.3858	9.9141	18.4717
Akron-Fairgrove School District [Com. Personal]	6.3912		0.7916		0.0000	8.3121	8.6500		4.2409	6.0000	34.3858	9.9141	24.4717
Akron-Fairgrove School District [Ind. Personal]	6.3912		0.7916		0.0000	8.3121	2.6500		4.2409	0.0000	22.3858	3.9141	18.4717
Caro School District [Non-PRE]	6.3912		0.0000		0.0000	8.3121	23.6500	Tuscola	4.2409	6.0000	48.5942	9.9141	38.6801
Caro School District [PRE]	6.3912		0.0000		0.0000	8.3121	5.6500		4.2409	6.0000	30.5942	9.9141	20.6801
Caro School District [Com. Personal]	6.3912		0.0000		0.0000	8.3121	11.6500		4.2409	6.0000	36.5942	9.9141	26.6801
Caro School District [Ind. Personal]	6.3912		0.0000		0.0000	8.3121	5.6500		4.2409	0.0000	24.5942	3.9141	20.6801
Cass City School District [Non-PRE]	6.3912		0.0000		0.0000	8.3121	20.9766	Tuscola	4.2409	6.0000	45.9208	9.9141	36.0067
Cass City School District [PRE]	6.3912		0.0000		0.0000	8.3121	3.0000		4.2409	6.0000	27.9442	9.9141	18.0301
Cass City School District [Com. Personal]	6.3912		0.0000		0.0000	8.3121	8.9766		4.2409	6.0000	33.9208	9.9141	24.0067
Cass City School District [Ind. Personal]	6.3912		0.0000		0.0000	8.3121	3.0000		4.2409	0.0000	21.9442	3.9141	18.0301
Unionville-Sebewaing School District [Non-PRE]	6.3912		0.0000		0.0000	8.3121	23.7200	Tuscola	4.2409	6.0000	48.6642	9.9141	38.7501
Unionville-Sebewaing School District [PRE]	6.3912		0.0000		0.0000	8.3121	5.7200		4.2409	6.0000	30.6642	9.9141	20.7501
Unionville-Sebewaing School District [Com. Personal]	6.3912		0.0000		0.0000	8.3121	11.7200		4.2409	6.0000	36.6642	9.9141	26.7501
Unionville-Sebewaing School District [Ind. Personal]	6.3912		0.0000		0.0000	8.3121	5.7200		4.2409	0.0000	24.6642	3.9141	20.7501
Dayton Township													
Kingston School District [Non-PRE]	2.2231		0.7354		0.0000	8.3121	23.3500	Tuscola	4.2409	6.0000	44.8615	9.9141	34.9474
Kingston School District [PRE]	2.2231		0.7354		0.0000	8.3121	5.3500		4.2409	6.0000	26.8615	9.9141	16.9474
Kingston School District [Com. Personal]	2.2231		0.7354		0.0000	8.3121	11.3500		4.2409	6.0000	32.8615	9.9141	22.9474
Kingston School District [Ind. Personal]	2.2231		0.7354		0.0000	8.3121	5.3500		4.2409	0.0000	20.8615	3.9141	16.9474
Mayville School District [Non-PRE]	2.2231		0.7354		0.0000	8.3121	23.4000	Tuscola	4.2409	6.0000	44.9115	9.9141	34.9974
Mayville School District [PRE]	2.2231		0.7354		0.0000	8.3121	5.4000		4.2409	6.0000	26.9115	9.9141	16.9974
Mayville School District [Com. Personal]	2.2231		0.7354		0.0000	8.3121	11.4000		4.2409	6.0000	32.9115	9.9141	22.9974
Mayville School District [Ind. Personal]	2.2231		0.7354		0.0000	8.3121	5.4000		4.2409	0.0000	20.9115	3.9141	16.9974

Tuscola County Millage Rates

Government Unit School District & Taxable Status	Total Gov't Unit	Total Village	Total Library	Authority Name	Total Authority	Total County	Total School	I.S.D. Name	Total I.S.D.	SET	Total Annual Levy	Total Summer Levy	Total Winter Levy
Denmark Township													
Frankenmuth School District [Non-PRE]	3.4518		0.9965		0.0000	8.3121	22.1800	Saginaw	3.0872	6.0000	44.0276	9.9141	34.1135
Frankenmuth School District [PRE]	3.4518		0.9965		0.0000	8.3121	4.1800		3.0872	6.0000	26.0276	9.9141	16.1135
Frankenmuth School District [Com. Personal]	3.4518		0.9965		0.0000	8.3121	10.1800		3.0872	6.0000	32.0276	9.9141	22.1135
Frankenmuth School District [Ind. Personal]	3.4518		0.9965		0.0000	8.3121	4.1800		3.0872	0.0000	20.0276	3.9141	16.1135
Reese School District [Non-PRE]	3.4518		0.9965		0.0000	8.3121	21.9000	Tuscola	4.2409	6.0000	44.9013	9.9141	34.9872
Reese School District [PRE]	3.4518		0.9965		0.0000	8.3121	3.9000		4.2409	6.0000	26.9013	9.9141	16.9872
Reese School District [Com. Personal]	3.4518		0.9965		0.0000	8.3121	9.9000		4.2409	6.0000	32.9013	9.9141	22.9872
Reese School District [Ind. Personal]	3.4518		0.9965		0.0000	8.3121	3.9000		4.2409	0.0000	20.9013	3.9141	16.9872
Vassar School District [Non-PRE]	3.4518		0.9965		0.0000	8.3121	21.3586	Tuscola	4.2409	6.0000	44.3599	9.9141	34.4458
Vassar School District [PRE]	3.4518		0.9965		0.0000	8.3121	3.4000		4.2409	6.0000	26.4013	9.9141	16.4872
Vassar School District [Com. Personal]	3.4518		0.9965		0.0000	8.3121	9.3586		4.2409	6.0000	32.3599	9.9141	22.4458
Vassar School District [Ind. Personal]	3.4518		0.9965		0.0000	8.3121	3.4000		4.2409	0.0000	20.4013	3.9141	16.4872
Elkland Township													
Owendale-Gagetown School District [Non-PRE]	3.6335		1.0980		0.0000	8.3121	19.9000	Huron	4.8886	6.0000	43.8322	9.9141	33.9181
Owendale-Gagetown School District [PRE]	3.6335		1.0980		0.0000	8.3121	1.9000		4.8886	6.0000	25.8322	9.9141	15.9181
Owendale-Gagetown School District [Com. Personal]	3.6335		1.0980		0.0000	8.3121	7.9000		4.8886	6.0000	31.8322	9.9141	21.9181
Owendale-Gagetown School District [Ind. Personal]	3.6335		1.0980		0.0000	8.3121	1.9000		4.8886	0.0000	19.8322	3.9141	15.9181
Cass City School District [Non-PRE]	3.6335		1.0980		0.0000	8.3121	20.9766	Tuscola	4.2409	6.0000	44.2611	9.9141	34.3470
Cass City School District [PRE]	3.6335		1.0980		0.0000	8.3121	3.0000		4.2409	6.0000	26.2845	9.9141	16.3704
Cass City School District [Com. Personal]	3.6335		1.0980		0.0000	8.3121	8.9766		4.2409	6.0000	32.2611	9.9141	22.3470
Cass City School District [Ind. Personal]	3.6335		1.0980		0.0000	8.3121	3.0000		4.2409	0.0000	20.2845	3.9141	16.3704
Ellington Township													
Caro School District [Non-PRE]	5.2733		1.4909		0.0000	8.3121	23.6500	Tuscola	4.2409	6.0000	48.9672	9.9141	39.0531
Caro School District [PRE]	5.2733		1.4909		0.0000	8.3121	5.6500		4.2409	6.0000	30.9672	9.9141	21.0531
Caro School District [Com. Personal]	5.2733		1.4909		0.0000	8.3121	11.6500		4.2409	6.0000	36.9672	9.9141	27.0531
Caro School District [Ind. Personal]	5.2733		1.4909		0.0000	8.3121	5.6500		4.2409	0.0000	24.9672	3.9141	21.0531
Cass City School District [Non-PRE]	5.2733		0.0000		0.0000	8.3121	20.9766	Tuscola	4.2409	6.0000	44.8029	9.9141	34.8888
Cass City School District [PRE]	5.2733		0.0000		0.0000	8.3121	3.0000		4.2409	6.0000	26.8263	9.9141	16.9122
Cass City School District [Com. Personal]	5.2733		0.0000		0.0000	8.3121	8.9766		4.2409	6.0000	32.8029	9.9141	22.8888
Cass City School District [Ind. Personal]	5.2733		0.0000		0.0000	8.3121	3.0000		4.2409	0.0000	20.8263	3.9141	16.9122
Elmwood Township													
Owendale-Gagetown School District [Non-PRE]	5.2870		1.0980		0.0000	8.3121	19.9000	Huron	4.8886	6.0000	45.4857	9.9141	35.5716
Owendale-Gagetown School District [PRE]	5.2870		1.0980		0.0000	8.3121	1.9000		4.8886	6.0000	27.4857	9.9141	17.5716
Owendale-Gagetown School District [Com. Personal]	5.2870		1.0980		0.0000	8.3121	7.9000		4.8886	6.0000	33.4857	9.9141	23.5716
Owendale-Gagetown School District [Ind. Personal]	5.2870		1.0980		0.0000	8.3121	1.9000		4.8886	0.0000	21.4857	3.9141	17.5716
Cass City School District [Non-PRE]	5.2870		1.0980		0.0000	8.3121	20.9766	Tuscola	4.2409	6.0000	45.9146	9.9141	36.0005
Cass City School District [PRE]	5.2870		1.0980		0.0000	8.3121	3.0000		4.2409	6.0000	27.9380	9.9141	18.0239
Cass City School District [Com. Personal]	5.2870		1.0980		0.0000	8.3121	8.9766		4.2409	6.0000	33.9146	9.9141	24.0005
Cass City School District [Ind. Personal]	5.2870		1.0980		0.0000	8.3121	3.0000		4.2409	0.0000	21.9380	3.9141	18.0239

Tuscola County Millage Rates

Government Unit School District & Taxable Status	Total Gov't Unit	Total Village	Total Library	Authority Name	Total Authority	Total County	Total School	I.S.D. Name	Total I.S.D.	SET	Total Annual Levy	Total Summer Levy	Total Winter Levy
Fairgrove Township													
Akron-Fairgrove School District [Non-PRE]	5.1263		0.7916		0.0000	8.3121	20.6500	Tuscola	4.2409	6.0000	45.1209	9.9141	35.2068
Akron-Fairgrove School District [PRE]	5.1263		0.7916		0.0000	8.3121	2.6500		4.2409	6.0000	27.1209	9.9141	17.2068
Akron-Fairgrove School District [Com. Personal]	5.1263		0.7916		0.0000	8.3121	8.6500		4.2409	6.0000	33.1209	9.9141	23.2068
Akron-Fairgrove School District [Ind. Personal]	5.1263		0.7916		0.0000	8.3121	2.6500		4.2409	0.0000	21.1209	3.9141	17.2068
Caro School District [Non-PRE]	5.1263		0.0000		0.0000	8.3121	23.6500	Tuscola	4.2409	6.0000	47.3293	9.9141	37.4152
Caro School District [PRE]	5.1263		0.0000		0.0000	8.3121	5.6500		4.2409	6.0000	29.3293	9.9141	19.4152
Caro School District [Com. Personal]	5.1263		0.0000		0.0000	8.3121	11.6500		4.2409	6.0000	35.3293	9.9141	25.4152
Caro School District [Ind. Personal]	5.1263		0.0000		0.0000	8.3121	5.6500		4.2409	0.0000	23.3293	3.9141	19.4152
Reese School District [Non-PRE]	5.1263		0.0000		0.0000	8.3121	21.9000	Tuscola	4.2409	6.0000	45.5793	9.9141	35.6652
Reese School District [PRE]	5.1263		0.0000		0.0000	8.3121	3.9000		4.2409	6.0000	27.5793	9.9141	17.6652
Reese School District [Com. Personal]	5.1263		0.0000		0.0000	8.3121	9.9000		4.2409	6.0000	33.5793	9.9141	23.6652
Reese School District [Ind. Personal]	5.1263		0.0000		0.0000	8.3121	3.9000		4.2409	0.0000	21.5793	3.9141	17.6652
Fremont Township													
Caro School District [Non-PRE]	1.3535		0.7354		0.0000	8.3121	23.6500	Tuscola	4.2409	6.0000	44.2919	9.9141	34.3778
Caro School District [PRE]	1.3535		0.7354		0.0000	8.3121	5.6500		4.2409	6.0000	26.2919	9.9141	16.3778
Caro School District [Com. Personal]	1.3535		0.7354		0.0000	8.3121	11.6500		4.2409	6.0000	32.2919	9.9141	22.3778
Caro School District [Ind. Personal]	1.3535		0.7354		0.0000	8.3121	5.6500		4.2409	0.0000	20.2919	3.9141	16.3778
Mayville School District [Non-PRE]	1.3535		0.7354		0.0000	8.3121	23.4000	Tuscola	4.2409	6.0000	44.0419	9.9141	34.1278
Mayville School District [PRE]	1.3535		0.7354		0.0000	8.3121	5.4000		4.2409	6.0000	26.0419	9.9141	16.1278
Mayville School District [Com. Personal]	1.3535		0.7354		0.0000	8.3121	11.4000		4.2409	6.0000	32.0419	9.9141	22.1278
Mayville School District [Ind. Personal]	1.3535		0.7354		0.0000	8.3121	5.4000		4.2409	0.0000	20.0419	3.9141	16.1278
Gilford Township													
Akron-Fairgrove School District [Non-PRE]	4.3553		0.7916		0.0000	8.3121	20.6500	Tuscola	4.2409	6.0000	44.3499	9.9141	34.4358
Akron-Fairgrove School District [PRE]	4.3553		0.7916		0.0000	8.3121	2.6500		4.2409	6.0000	26.3499	9.9141	16.4358
Akron-Fairgrove School District [Com. Personal]	4.3553		0.7916		0.0000	8.3121	8.6500		4.2409	6.0000	32.3499	9.9141	22.4358
Akron-Fairgrove School District [Ind. Personal]	4.3553		0.7916		0.0000	8.3121	2.6500		4.2409	0.0000	20.3499	3.9141	16.4358
Reese School District [Non-PRE]	4.3553		0.9965		0.0000	8.3121	21.9000	Tuscola	4.2409	6.0000	45.8048	9.9141	35.8907
Reese School District [PRE]	4.3553		0.9965		0.0000	8.3121	3.9000		4.2409	6.0000	27.8048	9.9141	17.8907
Reese School District [Com. Personal]	4.3553		0.9965		0.0000	8.3121	9.9000		4.2409	6.0000	33.8048	9.9141	23.8907
Reese School District [Ind. Personal]	4.3553		0.9965		0.0000	8.3121	3.9000		4.2409	0.0000	21.8048	3.9141	17.8907
Indianfields Township													
Caro School District [Non-PRE]	4.3722		1.4909	Caro Transit Authority	2.0000	8.3121	23.6500	Tuscola	4.2409	6.0000	50.0661	9.9141	40.1520
Caro School District [PRE]	4.3722		1.4909		2.0000	8.3121	5.6500		4.2409	6.0000	32.0661	9.9141	22.1520
Caro School District [Com. Personal]	4.3722		1.4909		2.0000	8.3121	11.6500		4.2409	6.0000	38.0661	9.9141	28.1520
Caro School District [Ind. Personal]	4.3722		1.4909		2.0000	8.3121	5.6500		4.2409	0.0000	26.0661	3.9141	22.1520

Tuscola County Millage Rates

Government Unit School District & Taxable Status	Total Gov't Unit	Total Village	Total Library	Authority Name	Total Authority	Total County	Total School	I.S.D. Name	Total I.S.D.	SET	Total Annual Levy	Total Summer Levy	Total Winter Levy
Juniata Township													
Akron-Fairgrove School District [Non-PRE]	4.4574		1.2500		0.0000	8.3121	20.6500	Tuscola	4.2409	6.0000	44.9104	9.9141	34.9963
Akron-Fairgrove School District [PRE]	4.4574		1.2500		0.0000	8.3121	2.6500		4.2409	6.0000	26.9104	9.9141	16.9963
Akron-Fairgrove School District [Com. Personal]	4.4574		1.2500		0.0000	8.3121	8.6500		4.2409	6.0000	32.9104	9.9141	22.9963
Akron-Fairgrove School District [Ind. Personal]	4.4574		1.2500		0.0000	8.3121	2.6500		4.2409	0.0000	20.9104	3.9141	16.9963
Caro School District [Non-PRE]	4.4574		1.4909		0.0000	8.3121	23.6500	Tuscola	4.2409	6.0000	48.1513	9.9141	38.2372
Caro School District [PRE]	4.4574		1.4909		0.0000	8.3121	5.6500		4.2409	6.0000	30.1513	9.9141	20.2372
Caro School District [Com. Personal]	4.4574		1.4909		0.0000	8.3121	11.6500		4.2409	6.0000	36.1513	9.9141	26.2372
Caro School District [Ind. Personal]	4.4574		1.4909		0.0000	8.3121	5.6500		4.2409	0.0000	24.1513	3.9141	20.2372
Reese School District [Non-PRE]	4.4574		1.2500		0.0000	8.3121	21.9000	Tuscola	4.2409	6.0000	46.1604	9.9141	36.2463
Reese School District [PRE]	4.4574		1.2500		0.0000	8.3121	3.9000		4.2409	6.0000	28.1604	9.9141	18.2463
Reese School District [Com. Personal]	4.4574		1.2500		0.0000	8.3121	9.9000		4.2409	6.0000	34.1604	9.9141	24.2463
Reese School District [Ind. Personal]	4.4574		1.2500		0.0000	8.3121	3.9000		4.2409	0.0000	22.1604	3.9141	18.2463
Vassar School District [Non-PRE]	4.4574		1.2500		0.0000	8.3121	21.3586	Tuscola	4.2409	6.0000	45.6190	9.9141	35.7049
Vassar School District [PRE]	4.4574		1.2500		0.0000	8.3121	3.4000		4.2409	6.0000	27.6604	9.9141	17.7463
Vassar School District [Com. Personal]	4.4574		1.2500		0.0000	8.3121	9.3586		4.2409	6.0000	33.6190	9.9141	23.7049
Vassar School District [Ind. Personal]	4.4574		1.2500		0.0000	8.3121	3.4000		4.2409	0.0000	21.6604	3.9141	17.7463
Kingston Township													
Marlette School District [Non-PRE]	3.3059		0.0000		0.0000	8.3121	19.5000	Sanilac	2.5551	6.0000	39.6731	9.9141	29.7590
Marlette School District [PRE]	3.3059		0.0000		0.0000	8.3121	1.5000		2.5551	6.0000	21.6731	9.9141	11.7590
Marlette School District [Com. Personal]	3.3059		0.0000		0.0000	8.3121	7.5000		2.5551	6.0000	27.6731	9.9141	17.7590
Marlette School District [Ind. Personal]	3.3059		0.0000		0.0000	8.3121	1.5000		2.5551	0.0000	15.6731	3.9141	11.7590
Cass City School District [Non-PRE]	3.3059		0.0000		0.0000	8.3121	20.9766	Tuscola	4.2409	6.0000	42.8355	9.9141	32.9214
Cass City School District [PRE]	3.3059		0.0000		0.0000	8.3121	3.0000		4.2409	6.0000	24.8589	9.9141	14.9448
Cass City School District [Com. Personal]	3.3059		0.0000		0.0000	8.3121	8.9766		4.2409	6.0000	30.8355	9.9141	20.9214
Cass City School District [Ind. Personal]	3.3059		0.0000		0.0000	8.3121	3.0000		4.2409	0.0000	18.8589	3.9141	14.9448
Kingston School District [Non-PRE]	3.3059		0.0000		0.0000	8.3121	23.3500	Tuscola	4.2409	6.0000	45.2089	9.9141	35.2948
Kingston School District [PRE]	3.3059		0.0000		0.0000	8.3121	5.3500		4.2409	6.0000	27.2089	9.9141	17.2948
Kingston School District [Com. Personal]	3.3059		0.0000		0.0000	8.3121	11.3500		4.2409	6.0000	33.2089	9.9141	23.2948
Kingston School District [Ind. Personal]	3.3059		0.0000		0.0000	8.3121	5.3500		4.2409	0.0000	21.2089	3.9141	17.2948
Koylton Township													
Marlette School District [Non-PRE]	5.0025		0.0000		0.0000	8.3121	19.5000	Sanilac	2.5551	6.0000	41.3697	9.9141	31.4556
Marlette School District [PRE]	5.0025		0.0000		0.0000	8.3121	1.5000		2.5551	6.0000	23.3697	9.9141	13.4556
Marlette School District [Com. Personal]	5.0025		0.0000		0.0000	8.3121	7.5000		2.5551	6.0000	29.3697	9.9141	19.4556
Marlette School District [Ind. Personal]	5.0025		0.0000		0.0000	8.3121	1.5000		2.5551	0.0000	17.3697	3.9141	13.4556
Kingston School District [Non-PRE]	5.0025		0.0000		0.0000	8.3121	23.3500	Tuscola	4.2409	6.0000	46.9055	9.9141	36.9914
Kingston School District [PRE]	5.0025		0.0000		0.0000	8.3121	5.3500		4.2409	6.0000	28.9055	9.9141	18.9914
Kingston School District [Com. Personal]	5.0025		0.0000		0.0000	8.3121	11.3500		4.2409	6.0000	34.9055	9.9141	24.9914
Kingston School District [Ind. Personal]	5.0025		0.0000		0.0000	8.3121	5.3500		4.2409	0.0000	22.9055	3.9141	18.9914

Tuscola County Millage Rates

Government Unit School District & Taxable Status	Total Gov't Unit	Total Village	Total Library	Authority Name	Total Authority	Total County	Total School	I.S.D. Name	Total I.S.D.	SET	Total Annual Levy	Total Summer Levy	Total Winter Levy
Millington Township													
Millington School District [Non-PRE]	2.4560		0.9747		0.0000	8.3121	20.9504	Tuscola	4.2409	6.0000	42.9341	9.9141	33.0200
Millington School District [PRE]	2.4560		0.9747		0.0000	8.3121	2.9811		4.2409	6.0000	24.9648	9.9141	15.0507
Millington School District [Com. Personal]	2.4560		0.9747		0.0000	8.3121	8.9504		4.2409	6.0000	30.9341	9.9141	21.0200
Millington School District [Ind. Personal]	2.4560		0.9747		0.0000	8.3121	2.9811		4.2409	0.0000	18.9648	3.9141	15.0507
Novesta Township													
Cass City School District [Non-PRE]	3.3353		1.0980		0.0000	8.3121	20.9766	Tuscola	4.2409	6.0000	43.9629	9.9141	34.0488
Cass City School District [PRE]	3.3353		1.0980		0.0000	8.3121	3.0000		4.2409	6.0000	25.9863	9.9141	16.0722
Cass City School District [Com. Personal]	3.3353		1.0980		0.0000	8.3121	8.9766		4.2409	6.0000	31.9629	9.9141	22.0488
Cass City School District [Ind. Personal]	3.3353		1.0980		0.0000	8.3121	3.0000		4.2409	0.0000	19.9863	3.9141	16.0722
Tuscola Township													
Frankenmuth School District [Non-PRE]	1.5265		1.2500		0.0000	8.3121	22.1800	Saginaw	3.0872	6.0000	42.3558	9.9141	32.4417
Frankenmuth School District [PRE]	1.5265		1.2500		0.0000	8.3121	4.1800		3.0872	6.0000	24.3558	9.9141	14.4417
Frankenmuth School District [Com. Personal]	1.5265		1.2500		0.0000	8.3121	10.1800		3.0872	6.0000	30.3558	9.9141	20.4417
Frankenmuth School District [Ind. Personal]	1.5265		1.2500		0.0000	8.3121	4.1800		3.0872	0.0000	18.3558	3.9141	14.4417
Millington School District [Non-PRE]	1.5265		1.2500		0.0000	8.3121	20.9504	Tuscola	4.2409	6.0000	42.2799	9.9141	32.3658
Millington School District [PRE]	1.5265		1.2500		0.0000	8.3121	2.9811		4.2409	6.0000	24.3106	9.9141	14.3965
Millington School District [Com. Personal]	1.5265		1.2500		0.0000	8.3121	8.9504		4.2409	6.0000	30.2799	9.9141	20.3658
Millington School District [Ind. Personal]	1.5265		1.2500		0.0000	8.3121	2.9811		4.2409	0.0000	18.3106	3.9141	14.3965
Vassar School District [Non-PRE]	1.5265		1.2500		0.0000	8.3121	21.3586	Tuscola	4.2409	6.0000	42.6881	9.9141	32.7740
Vassar School District [PRE]	1.5265		1.2500		0.0000	8.3121	3.4000		4.2409	6.0000	24.7295	9.9141	14.8154
Vassar School District [Com. Personal]	1.5265		1.2500		0.0000	8.3121	9.3586		4.2409	6.0000	30.6881	9.9141	20.7740
Vassar School District [Ind. Personal]	1.5265		1.2500		0.0000	8.3121	3.4000		4.2409	0.0000	18.7295	3.9141	14.8154
Vassar Township													
Mayville School District [Non-PRE]	1.0000		1.2500		0.0000	8.3121	23.4000	Tuscola	4.2409	6.0000	44.2030	9.9141	34.2889
Mayville School District [PRE]	1.0000		1.2500		0.0000	8.3121	5.4000		4.2409	6.0000	26.2030	9.9141	16.2889
Mayville School District [Com. Personal]	1.0000		1.2500		0.0000	8.3121	11.4000		4.2409	6.0000	32.2030	9.9141	22.2889
Mayville School District [Ind. Personal]	1.0000		1.2500		0.0000	8.3121	5.4000		4.2409	0.0000	20.2030	3.9141	16.2889
Millington School District [Non-PRE]	1.0000		1.2500		0.0000	8.3121	20.9504	Tuscola	4.2409	6.0000	41.7534	9.9141	31.8393
Millington School District [PRE]	1.0000		1.2500		0.0000	8.3121	2.9811		4.2409	6.0000	23.7841	9.9141	13.8700
Millington School District [Com. Personal]	1.0000		1.2500		0.0000	8.3121	8.9504		4.2409	6.0000	29.7534	9.9141	19.8393
Millington School District [Ind. Personal]	1.0000		1.2500		0.0000	8.3121	2.9811		4.2409	0.0000	17.7841	3.9141	13.8700
Vassar School District [Non-PRE]	1.0000		1.2500		0.0000	8.3121	21.3586	Tuscola	4.2409	6.0000	42.1616	9.9141	32.2475
Vassar School District [PRE]	1.0000		1.2500		0.0000	8.3121	3.4000		4.2409	6.0000	24.2030	9.9141	14.2889
Vassar School District [Com. Personal]	1.0000		1.2500		0.0000	8.3121	9.3586		4.2409	6.0000	30.1616	9.9141	20.2475
Vassar School District [Ind. Personal]	1.0000		1.2500		0.0000	8.3121	3.4000		4.2409	0.0000	18.2030	3.9141	14.2889

Tuscola County Millage Rates

Government Unit School District & Taxable Status	Total Gov't Unit	Total Village	Total Library	Authority Name	Total Authority	Total County	Total School	I.S.D. Name	Total I.S.D.	SET	Total Annual Levy	Total Summer Levy	Total Winter Levy
Watertown Township													
Mayville School District [Non-PRE]	1.1332		0.0000		0.0000	8.3121	23.4000	Tuscola	4.2409	6.0000	43.0862	9.9141	33.1721
Mayville School District [PRE]	1.1332		0.0000		0.0000	8.3121	5.4000		4.2409	6.0000	25.0862	9.9141	15.1721
Mayville School District [Com. Personal]	1.1332		0.0000		0.0000	8.3121	11.4000		4.2409	6.0000	31.0862	9.9141	21.1721
Mayville School District [Ind. Personal]	1.1332		0.0000		0.0000	8.3121	5.4000		4.2409	0.0000	19.0862	3.9141	15.1721
Millington School District [Non-PRE]	1.1332		0.0000		0.0000	8.3121	20.9504	Tuscola	4.2409	6.0000	40.6366	9.9141	30.7225
Millington School District [PRE]	1.1332		0.0000		0.0000	8.3121	2.9811		4.2409	6.0000	22.6673	9.9141	12.7532
Millington School District [Com. Personal]	1.1332		0.0000		0.0000	8.3121	8.9504		4.2409	6.0000	28.6366	9.9141	18.7225
Millington School District [Ind. Personal]	1.1332		0.0000		0.0000	8.3121	2.9811		4.2409	0.0000	16.6673	3.9141	12.7532
Wells Township													
Caro School District [Non-PRE]	3.1768		1.4909		0.0000	8.3121	23.6500	Tuscola	4.2409	6.0000	46.8707	9.9141	36.9566
Caro School District [PRE]	3.1768		1.4909		0.0000	8.3121	5.6500		4.2409	6.0000	28.8707	9.9141	18.9566
Caro School District [Com. Personal]	3.1768		1.4909		0.0000	8.3121	11.6500		4.2409	6.0000	34.8707	9.9141	24.9566
Caro School District [Ind. Personal]	3.1768		1.4909		0.0000	8.3121	5.6500		4.2409	0.0000	22.8707	3.9141	18.9566
Cass City School District [Non-PRE]	3.1768		0.0000		0.0000	8.3121	20.9766	Tuscola	4.2409	6.0000	42.7064	9.9141	32.7923
Cass City School District [PRE]	3.1768		0.0000		0.0000	8.3121	3.0000		4.2409	6.0000	24.7298	9.9141	14.8157
Cass City School District [Com. Personal]	3.1768		0.0000		0.0000	8.3121	8.9766		4.2409	6.0000	30.7064	9.9141	20.7923
Cass City School District [Ind. Personal]	3.1768		0.0000		0.0000	8.3121	3.0000		4.2409	0.0000	18.7298	3.9141	14.8157
Kingston School District [Non-PRE]	3.1768		0.0000		0.0000	8.3121	23.3500	Tuscola	4.2409	6.0000	45.0798	9.9141	35.1657
Kingston School District [PRE]	3.1768		0.0000		0.0000	8.3121	5.3500		4.2409	6.0000	27.0798	9.9141	17.1657
Kingston School District [Com. Personal]	3.1768		0.0000		0.0000	8.3121	11.3500		4.2409	6.0000	33.0798	9.9141	23.1657
Kingston School District [Ind. Personal]	3.1768		0.0000		0.0000	8.3121	5.3500		4.2409	0.0000	21.0798	3.9141	17.1657
Wisner Township													
Akron-Fairgrove School District [Non-PRE]	5.1059		0.7916		0.0000	8.3121	20.6500	Tuscola	4.2409	6.0000	45.1005	9.9141	35.1864
Akron-Fairgrove School District [PRE]	5.1059		0.7916		0.0000	8.3121	2.6500		4.2409	6.0000	27.1005	9.9141	17.1864
Akron-Fairgrove School District [Com. Personal]	5.1059		0.7916		0.0000	8.3121	8.6500		4.2409	6.0000	33.1005	9.9141	23.1864
Akron-Fairgrove School District [Ind. Personal]	5.1059		0.7916		0.0000	8.3121	2.6500		4.2409	0.0000	21.1005	3.9141	17.1864
Unionville-Sebewaing School District [Non-PRE]	5.1059		0.0000		0.0000	8.3121	23.7200	Tuscola	4.2409	6.0000	47.3789	9.9141	37.4648
Unionville-Sebewaing School District [PRE]	5.1059		0.0000		0.0000	8.3121	5.7200		4.2409	6.0000	29.3789	9.9141	19.4648
Unionville-Sebewaing School District [Com. Personal]	5.1059		0.0000		0.0000	8.3121	11.7200		4.2409	6.0000	35.3789	9.9141	25.4648
Unionville-Sebewaing School District [Ind. Personal]	5.1059		0.0000		0.0000	8.3121	5.7200		4.2409	0.0000	23.3789	3.9141	19.4648
City of Caro													
Caro School District [Non-PRE]	16.1643		1.4909	Caro	2.0000	8.3121	23.6500	Tuscola	4.2409	6.0000	61.8582	26.0784	35.7798
Caro School District [PRE]	16.1643		1.4909	Transit	2.0000	8.3121	5.6500		4.2409	6.0000	43.8582	26.0784	17.7798
Caro School District [Com. Personal]	16.1643		1.4909	Authority	2.0000	8.3121	11.6500		4.2409	6.0000	49.8582	26.0784	23.7798
Caro School District [Ind. Personal]	16.1643		1.4909		2.0000	8.3121	5.6500		4.2409	0.0000	37.8582	20.0784	17.7798
City of Vassar													
Vassar School District [Non-PRE]	17.0000		1.2500		0.0000	8.3121	21.3586	Tuscola	4.2409	6.0000	58.1616	28.1641	29.9975
Vassar School District [PRE]	17.0000		1.2500		0.0000	8.3121	3.4000		4.2409	6.0000	40.2030	28.1641	12.0389
Vassar School District [Com. Personal]	17.0000		1.2500		0.0000	8.3121	9.3586		4.2409	6.0000	46.1616	28.1641	17.9975
Vassar School District [Ind. Personal]	17.0000		1.2500		0.0000	8.3121	3.4000		4.2409	0.0000	34.2030	22.1641	12.0389

Tuscola County Millage Rates

Government Unit School District & Taxable Status	Total Gov't Unit	Total Village	Total Library	Authority Name	Total Authority	Total County	Total School	I.S.D. Name	Total I.S.D.	SET	Total Annual Levy	Total Summer Levy	Total Winter Levy
Akron Village (Akron Twp.)													
Akron-Fairgrove School District [Non-PRE]	5.2224	13.8912	0.7916		0.0000	8.3121	20.6500	Tuscola	4.2409	6.0000	59.1082	23.8053	35.3029
Akron-Fairgrove School District [PRE]	5.2224	13.8912	0.7916		0.0000	8.3121	2.6500		4.2409	6.0000	41.1082	23.8053	17.3029
Akron-Fairgrove School District [Com. Personal]	5.2224	13.8912	0.7916		0.0000	8.3121	8.6500		4.2409	6.0000	47.1082	23.8053	23.3029
Akron-Fairgrove School District [Ind. Personal]	5.2224	13.8912	0.7916		0.0000	8.3121	2.6500		4.2409	0.0000	35.1082	17.8053	17.3029
Akron Village (Fairgrove Twp.)													
Akron-Fairgrove School District [Non-PRE]	5.1263	13.8912	0.7916		0.0000	8.3121	20.6500	Tuscola	4.2409	6.0000	59.0121	23.8053	35.2068
Akron-Fairgrove School District [PRE]	5.1263	13.8912	0.7916		0.0000	8.3121	2.6500		4.2409	6.0000	41.0121	23.8053	17.2068
Akron-Fairgrove School District [Com. Personal]	5.1263	13.8912	0.7916		0.0000	8.3121	8.6500		4.2409	6.0000	47.0121	23.8053	23.2068
Akron-Fairgrove School District [Ind. Personal]	5.1263	13.8912	0.7916		0.0000	8.3121	2.6500		4.2409	0.0000	35.0121	17.8053	17.2068
Cass City Village (Elkland Twp.)													
Cass City School District [Non-PRE]	3.6335	18.1387	1.0980		0.0000	8.3121	20.9766	Tuscola	4.2409	6.0000	62.3998	28.0528	34.3470
Cass City School District [PRE]	3.6335	18.1387	1.0980		0.0000	8.3121	3.0000		4.2409	6.0000	44.4232	28.0528	16.3704
Cass City School District [Com. Personal]	3.6335	18.1387	1.0980		0.0000	8.3121	8.9766		4.2409	6.0000	50.3998	28.0528	22.3470
Cass City School District [Ind. Personal]	3.6335	18.1387	1.0980		0.0000	8.3121	3.0000		4.2409	0.0000	38.4232	22.0528	16.3704
Fairgrove Village (Fairgrove Twp.)													
Akron-Fairgrove School District [Non-PRE]	5.1263	11.9423	0.7916		0.0000	8.3121	20.6500	Tuscola	4.2409	6.0000	57.0632	21.8564	35.2068
Akron-Fairgrove School District [PRE]	5.1263	11.9423	0.7916		0.0000	8.3121	2.6500		4.2409	6.0000	39.0632	21.8564	17.2068
Akron-Fairgrove School District [Com. Personal]	5.1263	11.9423	0.7916		0.0000	8.3121	8.6500		4.2409	6.0000	45.0632	21.8564	23.2068
Akron-Fairgrove School District [Ind. Personal]	5.1263	11.9423	0.7916		0.0000	8.3121	2.6500		4.2409	0.0000	33.0632	15.8564	17.2068
Gagetown Village (Elmwood Twp.)													
Owendale-Gagetown School District [Non-PRE]	5.2870	21.7268	1.0980		0.0000	8.3121	19.9000	Huron	4.8886	6.0000	67.2125	31.6409	35.5716
Owendale-Gagetown School District [PRE]	5.2870	21.7268	1.0980		0.0000	8.3121	1.9000		4.8886	6.0000	49.2125	31.6409	17.5716
Owendale-Gagetown School District [Com. Personal]	5.2870	21.7268	1.0980		0.0000	8.3121	7.9000		4.8886	6.0000	55.2125	31.6409	23.5716
Owendale-Gagetown School District [Ind. Personal]	5.2870	21.7268	1.0980		0.0000	8.3121	1.9000		4.8886	0.0000	43.2125	25.6409	17.5716
Kingston Village (Kingston Twp.)													
Kingston School District [Non-PRE]	3.3059	12.4695	0.0000		0.0000	8.3121	23.3500	Tuscola	4.2409	6.0000	57.6784	22.3836	35.2948
Kingston School District [PRE]	3.3059	12.4695	0.0000		0.0000	8.3121	5.3500		4.2409	6.0000	39.6784	22.3836	17.2948
Kingston School District [Com. Personal]	3.3059	12.4695	0.0000		0.0000	8.3121	11.3500		4.2409	6.0000	45.6784	22.3836	23.2948
Kingston School District [Ind. Personal]	3.3059	12.4695	0.0000		0.0000	8.3121	5.3500		4.2409	0.0000	33.6784	16.3836	17.2948
Kingston Village (Koylton Twp.)													
Kingston School District [Non-PRE]	5.0025	12.4695	0.0000		0.0000	8.3121	23.3500	Tuscola	4.2409	6.0000	59.3750	22.3836	36.9914
Kingston School District [PRE]	5.0025	12.4695	0.0000		0.0000	8.3121	5.3500		4.2409	6.0000	41.3750	22.3836	18.9914
Kingston School District [Com. Personal]	5.0025	12.4695	0.0000		0.0000	8.3121	11.3500		4.2409	6.0000	47.3750	22.3836	24.9914
Kingston School District [Ind. Personal]	5.0025	12.4695	0.0000		0.0000	8.3121	5.3500		4.2409	0.0000	35.3750	16.3836	18.9914
Mayville Village (Fremont Twp.)													
Mayville School District [Non-PRE]	1.3535	14.4203	0.7354		0.0000	8.3121	23.4000	Tuscola	4.2409	6.0000	58.4622	24.3344	34.1278
Mayville School District [PRE]	1.3535	14.4203	0.7354		0.0000	8.3121	5.4000		4.2409	6.0000	40.4622	24.3344	16.1278
Mayville School District [Com. Personal]	1.3535	14.4203	0.7354		0.0000	8.3121	11.4000		4.2409	6.0000	46.4622	24.3344	22.1278
Mayville School District [Ind. Personal]	1.3535	14.4203	0.7354		0.0000	8.3121	5.4000		4.2409	0.0000	34.4622	18.3344	16.1278

Tuscola County Millage Rates

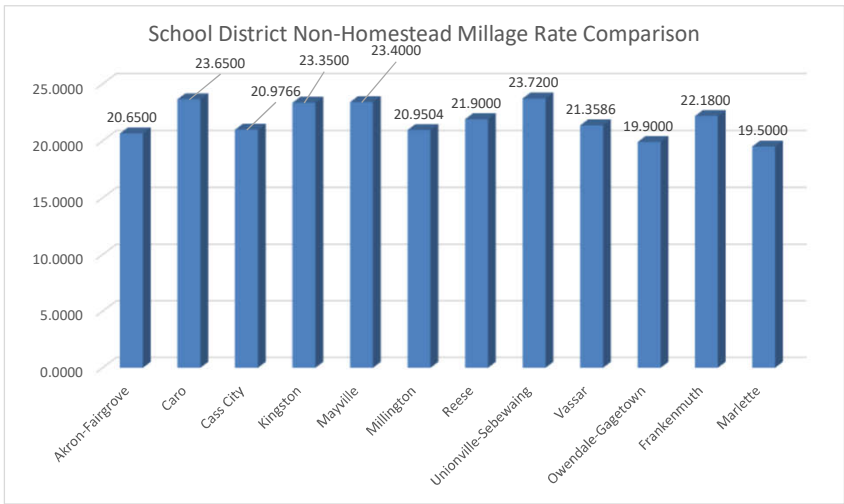
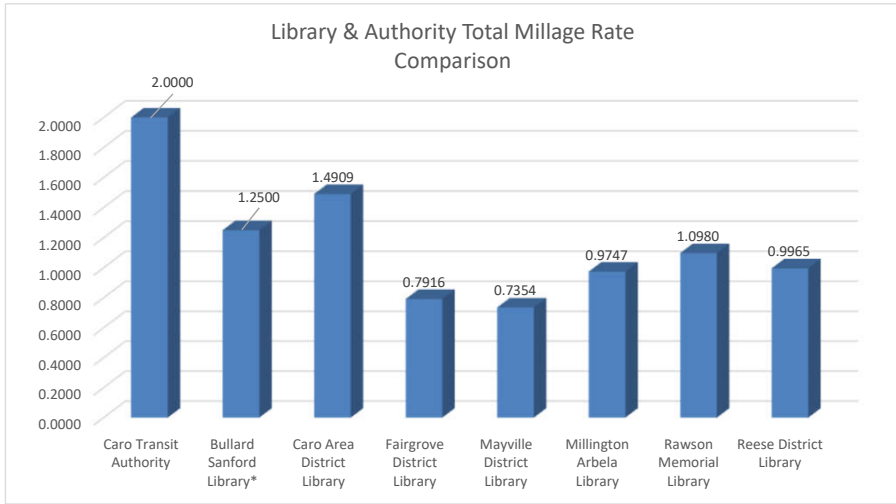
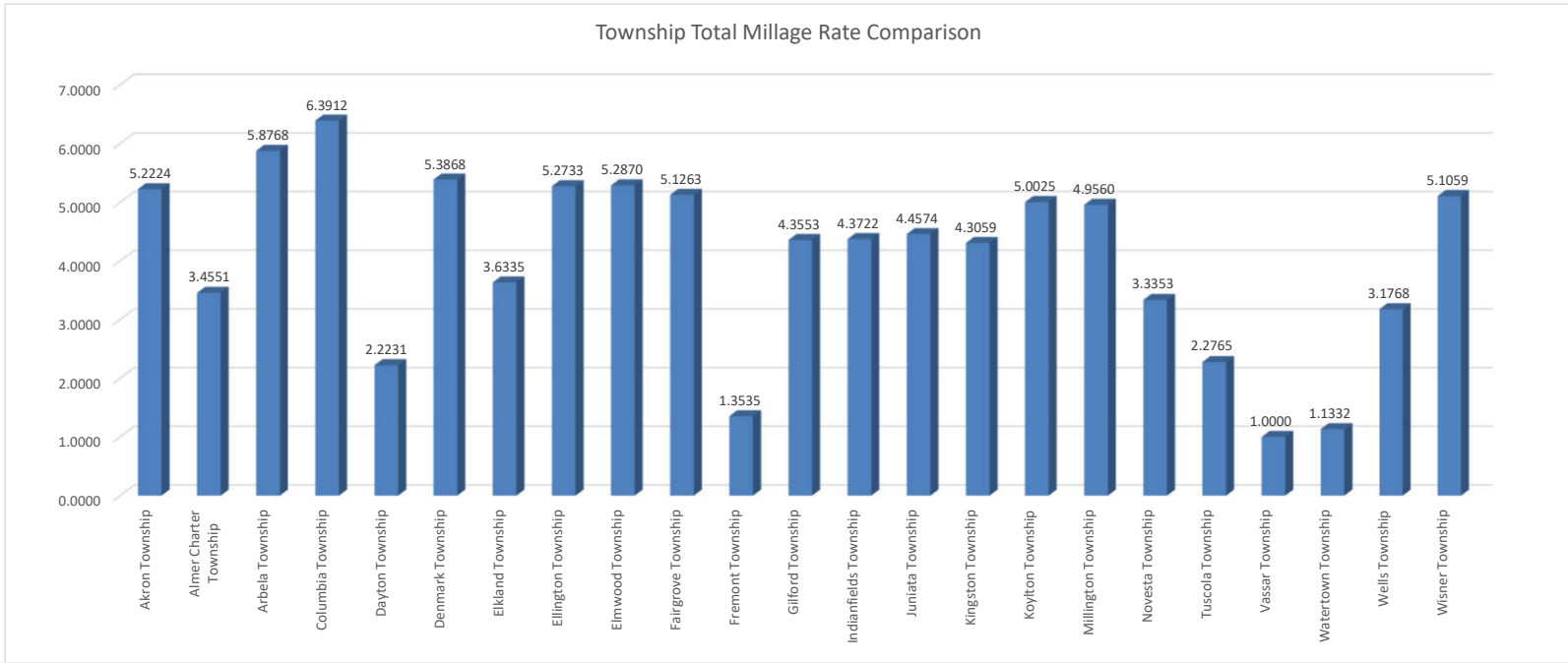
Government Unit School District & Taxable Status	Total Gov't Unit	Total Village	Total Library	Authority Name	Total Authority	Total County	Total School	I.S.D. Name	Total I.S.D.	SET	Total Annual Levy	Total Summer Levy	Total Winter Levy
Millington Village (Millington Twp.)													
Millington School District [Non-PRE]	2.4560	13.9396	0.9747		0.0000	8.3121	20.9504	Tuscola	4.2409	6.0000	56.8737	23.8537	33.0200
Millington School District [PRE]	2.4560	13.9396	0.9747		0.0000	8.3121	2.9811		4.2409	6.0000	38.9044	23.8537	15.0507
Millington School District [Com. Personal]	2.4560	13.9396	0.9747		0.0000	8.3121	8.9504		4.2409	6.0000	44.8737	23.8537	21.0200
Millington School District [Ind. Personal]	2.4560	13.9396	0.9747		0.0000	8.3121	2.9811		4.2409	0.0000	32.9044	17.8537	15.0507
Reese Village (Denmark Twp.)													
Reese School District [Non-PRE]	3.4518	11.0000	0.9965		0.0000	8.3121	21.9000	Tuscola	4.2409	6.0000	55.9013	20.9141	34.9872
Reese School District [PRE]	3.4518	11.0000	0.9965		0.0000	8.3121	3.9000		4.2409	6.0000	37.9013	20.9141	16.9872
Reese School District [Com. Personal]	3.4518	11.0000	0.9965		0.0000	8.3121	9.9000		4.2409	6.0000	43.9013	20.9141	22.9872
Reese School District [Ind. Personal]	3.4518	11.0000	0.9965		0.0000	8.3121	3.9000		4.2409	0.0000	31.9013	14.9141	16.9872
Unionville Village (Columbia Twp.)													
Unionville-Sebewaing School District [Non-PRE]	6.3912	13.7459	0.0000		0.0000	8.3121	23.7200	Tuscola	4.2409	6.0000	62.4101	23.6600	38.7501
Unionville-Sebewaing School District [PRE]	6.3912	13.7459	0.0000		0.0000	8.3121	5.7200		4.2409	6.0000	44.4101	23.6600	20.7501
Unionville-Sebewaing School District [Com. Personal]	6.3912	13.7459	0.0000		0.0000	8.3121	11.7200		4.2409	6.0000	50.4101	23.6600	26.7501
Unionville-Sebewaing School District [Ind. Personal]	6.3912	13.7459	0.0000		0.0000	8.3121	5.7200		4.2409	0.0000	38.4101	17.6600	20.7501

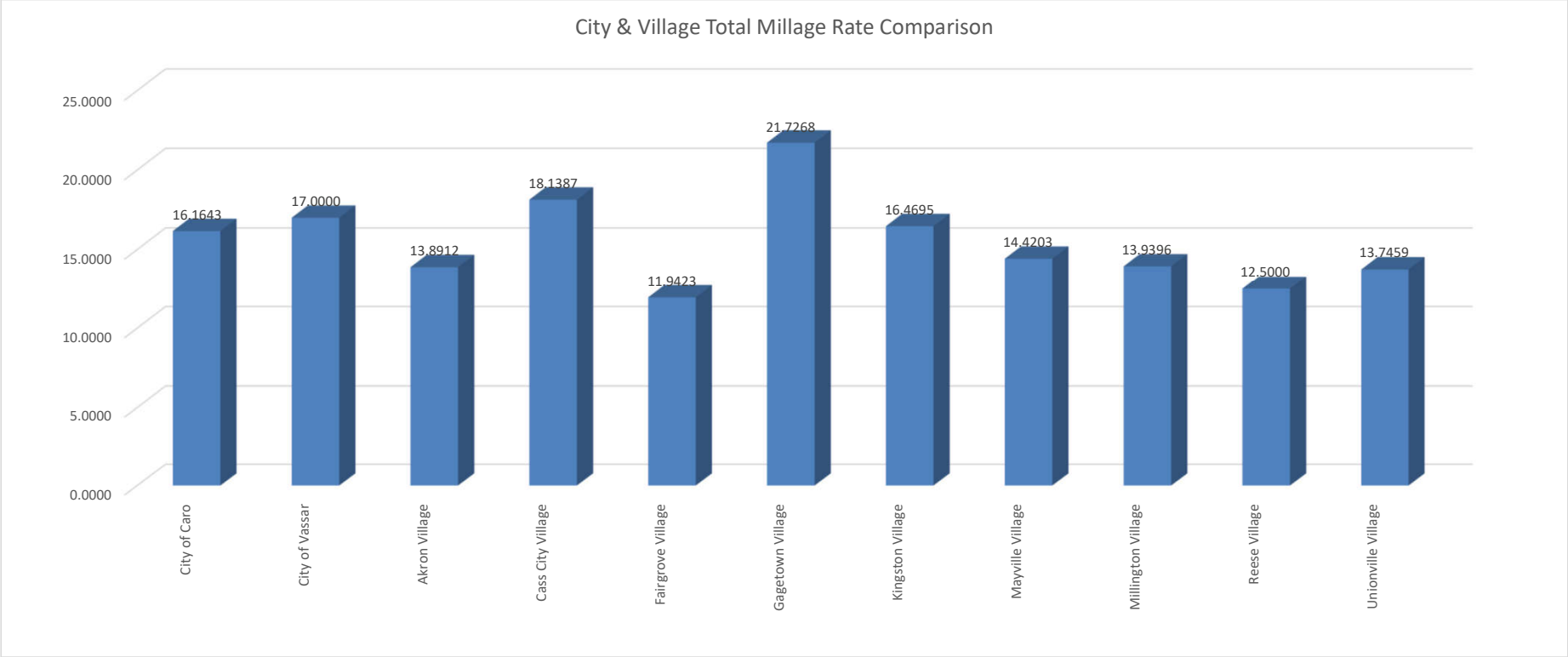
Government Unit School District & Taxable Status	School	ISD	Total Gov't Unit		Authority/Special Assessment Millage	
Akron Township			All Property	\$147,754,382		
Akron-Fairgrove School District [Non-PRE]	\$16,145,479	Tuscola ISD \$81,692,422			Fairgrove Library	\$81,692,422
Akron-Fairgrove School District [PRE]	\$65,546,943					
Akron-Fairgrove School District [Com. Personal]	\$11,700					
Akron-Fairgrove School District [Ind. Personal]	\$44,837,900					
	\$126,542,022					
Unionville-Sebewaing School District [Non-PRE]	\$17,439,554	Tuscola ISD \$66,061,960				
Unionville-Sebewaing School District [PRE]	\$48,622,406					
Unionville-Sebewaing School District [Com. Personal]	\$248,000					
Unionville-Sebewaing School District [Ind. Personal]	\$15,359,400					
	\$81,669,360					
Almer Charter Township			All Property	\$64,492,452	Caro Transit Authority	\$64,492,452
Akron-Fairgrove School District [Non-PRE]	\$432,512	Tuscola ISD \$8,836,257			Fairgrove Library	\$8,836,257
Akron-Fairgrove School District [PRE]	\$8,403,745					
Akron-Fairgrove School District [Com. Personal]	\$0					
Akron-Fairgrove School District [Ind. Personal]	\$0					
	\$8,836,257					
Caro School District [Non-PRE]	\$11,633,279	Tuscola ISD \$54,460,953			Caro Library	\$54,460,953
Caro School District [PRE]	\$42,827,674					
Caro School District [Com. Personal]	\$478,200					
Caro School District [Ind. Personal]	\$0					
	\$54,939,153					
Cass City School District [Non-PRE]	\$27,810	Tuscola ISD \$1,195,242				
Cass City School District [PRE]	\$1,167,432					
Cass City School District [Com. Personal]	\$0					
Cass City School District [Ind. Personal]	\$0					
	\$1,195,242					
Arbela Township			All Property	\$71,915,875	Millington Arbela Library Police Millage	\$71,915,875 \$68,310,375
Frankenmuth School District [Non-PRE]	\$5,400	Tuscola ISD \$325,387				
Frankenmuth School District [PRE]	\$319,987					
Frankenmuth School District [Com. Personal]	\$0					
Frankenmuth School District [Ind. Personal]	\$0					
	\$325,387					
Millington School District [Non-PRE]	\$10,341,945	Tuscola ISD \$71,310,674				
Millington School District [PRE]	\$60,968,729					
Millington School District [Com. Personal]	\$126,600					
Millington School District [Ind. Personal]	\$0					
	\$71,437,274					
Vassar School District [Non-PRE]	\$15,600	Tuscola ISD \$279,814				
Vassar School District [PRE]	\$264,214					
Vassar School District [Com. Personal]	\$0					
Vassar School District [Ind. Personal]	\$0					
	\$279,814					
Columbia Township			All Property	\$183,378,149		
Owendale-Gagetown School District [Non-PRE]	\$265,775	Tuscola ISD \$6,864,126				
Owendale-Gagetown School District [PRE]	\$6,598,351					
Owendale-Gagetown School District [Com. Personal]	\$0					
Owendale-Gagetown School District [Ind. Personal]	\$5,810,700					
	\$12,674,826					
Akron-Fairgrove School District [Non-PRE]	\$234,600	Tuscola ISD \$5,830,967			Fairgrove Library	\$5,830,967
Akron-Fairgrove School District [PRE]	\$5,596,367					
Akron-Fairgrove School District [Com. Personal]	\$0					
Akron-Fairgrove School District [Ind. Personal]	\$4,282,300					
	\$10,113,267					
Caro School District [Non-PRE]	\$35,700	Tuscola ISD \$3,230,528				
Caro School District [PRE]	\$3,194,828					
Caro School District [Com. Personal]	\$0					
Caro School District [Ind. Personal]	\$2,905,500					
	\$6,136,028					
Cass City School District [Non-PRE]	\$1,463,970	Tuscola ISD \$34,787,592				
Cass City School District [PRE]	\$33,323,622					
Cass City School District [Com. Personal]	\$0					
Cass City School District [Ind. Personal]	\$27,321,900					
	\$62,109,492					
Unionville-Sebewaing School District [Non-PRE]	\$13,227,637	Tuscola ISD \$132,664,936				
Unionville-Sebewaing School District [PRE]	\$119,437,299					
Unionville-Sebewaing School District [Com. Personal]	\$111,200					
Unionville-Sebewaing School District [Ind. Personal]	\$79,407,200					
	\$212,183,336					
Dayton Township			All Property	\$55,365,770	Mayville Library	\$55,365,770
Kingston School District [Non-PRE]	\$6,065,747	Tuscola ISD \$18,546,988				
Kingston School District [PRE]	\$12,481,241					
Kingston School District [Com. Personal]	\$0					
Kingston School District [Ind. Personal]	\$0					
	\$18,546,988					
Mayville School District [Non-PRE]	\$9,545,094	Tuscola ISD \$36,818,782				
Mayville School District [PRE]	\$27,273,688					
Mayville School District [Com. Personal]	\$4,500					
Mayville School District [Ind. Personal]	\$0					
	\$36,823,282					

Denmark Township							
Frankenmuth School District [Non-PRE]	\$131,542	Tuscola ISD	\$850,338	All Property	\$108,409,653	Reese District Library	\$108,409,653
Frankenmuth School District [PRE]	\$718,796					VAAS	\$92,342,653
Frankenmuth School District [Com. Personal]	\$0					Fire	\$63,713,129
Frankenmuth School District [Ind. Personal]	\$0					Fire Equipment	\$63,713,129
	\$850,338						
Reese School District [Non-PRE]		Tuscola ISD	\$87,715,426				
Reese School District [PRE]	\$64,612,108						
Reese School District [Com. Personal]	\$394,500						
Reese School District [Ind. Personal]	\$143,700						
	\$88,253,626						
Vassar School District [Non-PRE]		Tuscola ISD	\$19,843,889				
Vassar School District [PRE]	\$2,382,774						
Vassar School District [Com. Personal]	\$17,451,115						
Vassar School District [Ind. Personal]	\$0						
	\$1,200						
	\$19,845,089						
Elkland Township							
Owendale-Gagetown School District [Non-PRE]	\$1,233,279	Huron ISD	\$4,374,822	All Property	\$89,702,967	Rawson Library	\$89,702,967
Owendale-Gagetown School District [PRE]	\$3,141,543						
Owendale-Gagetown School District [Com. Personal]	\$0						
Owendale-Gagetown School District [Ind. Personal]	\$0						
	\$4,374,822						
Cass City School District [Non-PRE]**		Tuscola ISD	\$85,328,145				
Cass City School District [PRE]	\$25,238,247						
Cass City School District [Com. Personal]	\$60,089,898						
Cass City School District [Ind. Personal]**	\$1,879,700						
	\$699,600						
	\$87,907,445						
Ellington Township							
Caro School District [Non-PRE]	\$6,164,815	Tuscola ISD	\$34,734,489	All Property	\$41,854,689	Caro District Library	\$34,734,489
Caro School District [PRE]	\$28,569,674						
Caro School District [Com. Personal]	\$93,400						
Caro School District [Ind. Personal]	\$0						
	\$34,827,889						
Cass City School District [Non-PRE]		Tuscola ISD	\$7,120,200				
Cass City School District [PRE]	\$1,232,122						
Cass City School District [Com. Personal]	\$5,888,078						
Cass City School District [Ind. Personal]	\$0						
	\$0						
	\$7,120,200						
Elmwood Township							
Owendale-Gagetown School District [Non-PRE]	\$3,120,796	Huron ISD	\$17,108,415	All Property	\$42,596,845	Rawson Library	\$42,596,845
Owendale-Gagetown School District [PRE]	\$13,987,619						
Owendale-Gagetown School District [Com. Personal]	\$216,800						
Owendale-Gagetown School District [Ind. Personal]	\$0						
	\$17,325,215						
Cass City School District [Non-PRE]		Tuscola ISD	\$25,488,430				
Cass City School District [PRE]	\$2,778,156						
Cass City School District [Com. Personal]	\$22,710,274						
Cass City School District [Ind. Personal]	\$0						
	\$0						
	\$25,488,430						
Fairgrove Township							
Akron-Fairgrove School District [Non-PRE]	\$22,349,275	Tuscola ISD	\$147,727,802	All Property	\$148,443,466		
Akron-Fairgrove School District [PRE]	\$125,378,527					Fairgrove Library	\$0
Akron-Fairgrove School District [Com. Personal]	\$446,800						
Akron-Fairgrove School District [Ind. Personal]	\$77,387,100						
	\$225,561,702						
Caro School District [Non-PRE]		Tuscola ISD	\$505,813				
Caro School District [PRE]	\$23,775						
Caro School District [Com. Personal]	\$482,038						
Caro School District [Ind. Personal]	\$0						
	\$0						
	\$505,813						
Reese School District [Non-PRE]		Tuscola ISD	\$209,851				
Reese School District [PRE]	\$9,300						
Reese School District [Com. Personal]	\$200,551						
Reese School District [Ind. Personal]	\$0						
	\$0						
	\$209,851						
Fremont Township							
Caro School District [Non-PRE]	\$5,400	Tuscola ISD	\$116,724	All Property	\$79,317,958	Mayville Library	\$79,317,958
Caro School District [PRE]	\$111,324						
Caro School District [Com. Personal]	\$0						
Caro School District [Ind. Personal]	\$0						
	\$116,724						
Mayville School District [Non-PRE]		Tuscola ISD	\$79,201,234				
Mayville School District [PRE]	\$20,122,545						
Mayville School District [Com. Personal]	\$59,078,689						
Mayville School District [Ind. Personal]	\$985,800						
	\$0						
	\$80,187,034						
Gilford Township							
Akron-Fairgrove School District [Non-PRE]	\$10,795,878	Tuscola ISD	\$78,009,468	All Property	\$140,432,108	Fairgrove Library	\$78,009,468
Akron-Fairgrove School District [PRE]	\$67,213,590						
Akron-Fairgrove School District [Com. Personal]	\$0						
Akron-Fairgrove School District [Ind. Personal]	\$47,326,700						
	\$125,336,168						
Reese School District [Non-PRE]		Tuscola ISD	\$62,422,640				
Reese School District [PRE]	\$9,425,184					Reese Library	\$62,422,640
Reese School District [Com. Personal]	\$52,997,456						
Reese School District [Ind. Personal]	\$0						
	\$30,527,500						
	\$92,950,140						
Indianfields Township							
Caro School District [Non-PRE]	\$18,108,129	Tuscola ISD	\$61,388,214	All Property	\$61,388,214	Caro Transit Authority	\$61,388,214
Caro School District [PRE]	\$43,280,085					Caro District Library	\$61,388,214
Caro School District [Com. Personal]	\$357,500						
Caro School District [Ind. Personal]	\$346,800						
	\$62,092,514						

Juniata Township						
Akron-Fairgrove School District [Non-PRE]	\$1,770,317	Tuscola ISD	\$5,024,560	All Property	\$67,842,231	Bullard Sanford Library \$42,102,519
Akron-Fairgrove School District [PRE]	\$3,254,243					
Akron-Fairgrove School District [Com. Personal]	\$0					
Akron-Fairgrove School District [Ind. Personal]	\$395,100					
	\$5,419,660					
Caro School District [Non-PRE]	\$2,449,920	Tuscola ISD	\$25,739,712			Caro District Library \$25,739,712
Caro School District [PRE]	\$23,289,792					
Caro School District [Com. Personal]	\$230,300					
Caro School District [Ind. Personal]	\$5,526,900					
	\$31,496,912					
Reese School District [Non-PRE]	\$127,301	Tuscola ISD	\$2,510,861			
Reese School District [PRE]	\$2,383,560					
Reese School District [Com. Personal]	\$0					
Reese School District [Ind. Personal]	\$1,124,600					
	\$3,635,461					
Vassar School District [Non-PRE]	\$4,922,247	Tuscola ISD	\$34,567,098			
Vassar School District [PRE]	\$29,644,851					
Vassar School District [Com. Personal]	\$115,300					
Vassar School District [Ind. Personal]	\$8,878,000					
	\$43,560,398					
Kingston Township						
Marlette School District [Non-PRE]	\$54,951	Sanilac ISD	\$468,481	All Property	\$39,534,594	Fire Millage \$34,955,108
Marlette School District [PRE]	\$413,530					
Marlette School District [Com. Personal]	\$0					
Marlette School District [Ind. Personal]	\$0					
	\$468,481					
Cass City School District [Non-PRE]	\$1,895,022	Tuscola ISD	\$8,618,060			
Cass City School District [PRE]	\$6,723,038					
Cass City School District [Com. Personal]	\$16					
Cass City School District [Ind. Personal]	\$0					
	\$8,618,076					
Kingston School District [Non-PRE]	\$7,297,841	Tuscola ISD	\$30,448,053			
Kingston School District [PRE]	\$23,150,212					
Kingston School District [Com. Personal]	\$5,487					
Kingston School District [Ind. Personal]	\$0					
	\$30,453,540					
Koylton Township						
Marlette School District [Non-PRE]	\$2,616,682	Sanilac ISD	\$17,918,121	All Property	\$46,428,201	
Marlette School District [PRE]	\$15,301,439					
Marlette School District [Com. Personal]	\$195,500					
Marlette School District [Ind. Personal]	\$0					
	\$18,113,621					
Kingston School District [Non-PRE]	\$8,427,860	Tuscola ISD	\$28,510,080			
Kingston School District [PRE]	\$20,082,220					
Kingston School District [Com. Personal]	\$108,600					
Kingston School District [Ind. Personal]	\$0					
	\$28,618,680					
Millington Township						
Millington School District [Non-PRE]	\$24,352,130	Tuscola ISD	\$116,262,312	All Property	\$116,262,312	Millington Arbela Library \$116,262,312
Millington School District [PRE]	\$91,910,182					
Millington School District [Com. Personal]	\$896,500					
Millington School District [Ind. Personal]	\$715,900					
	\$117,874,712					
Novesta Township						
Cass City School District [Non-PRE]	\$6,012,817	Tuscola ISD	\$38,336,331	All Property	\$38,336,331	Rawson Library \$38,336,331
Cass City School District [PRE]	\$32,323,514					
Cass City School District [Com. Personal]	\$209,000					
Cass City School District [Ind. Personal]	\$0					
	\$38,545,331					
Tuscola Township						
Frankenmuth School District [Non-PRE]	\$11,303,885	Saginaw ISD	\$27,878,117	All Property	\$83,396,389	Fire \$69,863,939
Frankenmuth School District [PRE]	\$16,574,232					Bullard Sanford Library \$83,396,389
Frankenmuth School District [Com. Personal]	\$0					
Frankenmuth School District [Ind. Personal]	\$0					
	\$27,878,117					
Millington School District [Non-PRE]	\$5,300	Tuscola ISD	\$640,953			
Millington School District [PRE]	\$635,653					
Millington School District [Com. Personal]	\$0					
Millington School District [Ind. Personal]	\$0					
	\$640,953					
Vassar School District [Non-PRE]	\$8,348,552	Tuscola ISD	\$54,877,319			
Vassar School District [PRE]	\$46,528,767					
Vassar School District [Com. Personal]	\$577,900					
Vassar School District [Ind. Personal]	\$402,550					
	\$55,857,769					
Vassar Township						
Mayville School District [Non-PRE]	\$223,904	Tuscola ISD	\$281,327	All Property	\$89,035,741	Bullard Sanford Library \$89,035,741
Mayville School District [PRE]	\$57,423					
Mayville School District [Com. Personal]	\$0					
Mayville School District [Ind. Personal]	\$0					
	\$281,327					
Millington School District [Non-PRE]	\$2,429,293	Tuscola ISD	\$10,050,153			
Millington School District [PRE]	\$7,620,860					
Millington School District [Com. Personal]	\$0					
Millington School District [Ind. Personal]	\$0					
	\$10,050,153					
Vassar School District [Non-PRE]	\$18,047,472	Tuscola ISD	\$78,704,261			
Vassar School District [PRE]	\$60,656,789					
Vassar School District [Com. Personal]	\$828,660					
Vassar School District [Ind. Personal]	\$37,960					
	\$79,570,881					

Watertown Township						
Mayville School District [Non-PRE]	\$7,086,173	Tuscola ISD	\$35,145,367	All Property	\$56,224,649	
Mayville School District [PRE]	\$28,059,194					
Mayville School District [Com. Personal]	\$0					
Mayville School District [Ind. Personal]	\$32,170					
	\$35,177,537					
Millington School District [Non-PRE]	\$4,664,152	Tuscola ISD	\$21,079,282			
Millington School District [PRE]	\$16,415,130					
Millington School District [Com. Personal]	\$0					
Millington School District [Ind. Personal]	\$30,680					
	\$21,109,962					
Wells Township						
Caro School District [Non-PRE]	\$4,070,159	Tuscola ISD	\$22,942,037	All Property	\$46,716,296	Caro District Library \$22,942,037
Caro School District [PRE]	\$18,871,878					
Caro School District [Com. Personal]	\$700					
Caro School District [Ind. Personal]	\$1,313,200					
	\$24,255,937					
Cass City School District [Non-PRE]	\$945,734	Tuscola ISD	\$2,837,881			
Cass City School District [PRE]	\$1,892,147					
Cass City School District [Com. Personal]	\$0					
Cass City School District [Ind. Personal]	\$0					
	\$2,837,881					
Kingston School District [Non-PRE]	\$5,271,435	Tuscola ISD	\$20,936,378			
Kingston School District [PRE]	\$15,664,943					
Kingston School District [Com. Personal]	\$111,600					
Kingston School District [Ind. Personal]	\$3,700					
	\$21,051,678					
Wisner Township						
Akron-Fairgrove School District [Non-PRE]	\$2,801,438	Tuscola ISD	\$14,561,661	All Property	\$27,478,310	Fairgrove Library \$14,561,661
Akron-Fairgrove School District [PRE]	\$11,760,223					
Akron-Fairgrove School District [Com. Personal]	\$60,400					
Akron-Fairgrove School District [Ind. Personal]	\$864,900					
	\$36,831,921					
Unionville-Sebewaing School District [Non-PRE]	\$1,814,751	Tuscola ISD	\$12,916,649			
Unionville-Sebewaing School District [PRE]	\$11,101,898					
Unionville-Sebewaing School District [Com. Personal]	\$26,400					
Unionville-Sebewaing School District [Ind. Personal]	\$0					
	\$15,486,961					
City of Caro						
Caro School District [Non-PRE]	\$49,470,079	Tuscola ISD	\$90,815,827	All Property	\$90,815,827	Caro District Library \$90,815,827
Caro School District [PRE]	\$41,345,748					Caro Transit Authority \$90,815,827
Caro School District [Com. Personal]	\$3,145,280					
Caro School District [Ind. Personal]	\$3,096,737					
	\$97,057,844					
City of Vassar						
Vassar School District [Non-PRE]	\$15,889,571	Tuscola ISD	\$43,539,787	All Property	\$43,539,787	Bullard Sanford Library \$43,539,787
Vassar School District [PRE]	\$27,650,216					
Vassar School District [Com. Personal]	\$1,595,700					
Vassar School District [Ind. Personal]	\$73,500					
	\$45,208,987					
Village of Akron - Akron Twp.	\$4,085,316					
Village of Akron - Fairgrove Twp.	\$2,351,031					
Village of Cass City**	\$47,142,762					
Village of Fairgrove	\$6,767,059					
Village of Galetown	\$4,129,819					
Village of Kingston - Kingston Twp.	\$4,579,486	real only	\$4,081,782			
Village of Kingston - Koylton Twp.	\$1,375,674	real only	\$1,107,474			
Village of Mayville	\$16,226,919					
Village of Millington	\$19,006,627					
Village of Reese/Fire Apparatus Special	\$29,986,224		\$28,629,524			
Village of Unionville	\$8,686,647					





Akron Township (001)

2020 Ad Valorem Taxes

Taxing Entity	Name	Purpose of Tax	Amount of Tax Mills	2020 Taxable Valuation	Estimate of Tax Dollars	Total Tax Mills	Total Est. Tax Dollars
County	Tuscola	Operating	3.9141	\$147,754,382	\$578,325	8.3121	\$1,166,092
		Bridge/Streets	0.4807		\$71,026		
		Senior Citizens	0.3200		\$47,281		
		Medical Care	0.2500		\$36,939		
		Road Patrol	1.3300		\$196,513		
		Roads/Streets	0.9657		\$142,686		
		Mosquito	0.6316		\$93,322		
		Recycling	0.1500				
		Veterans	0.1700				
		MSU Extension	0.1000				
Township	Akron	Operating	1.4038	\$147,754,382	\$207,418	5.2224	\$771,632
		Emergency Svcs.	0.9994		\$147,666		
		Blacktop	1.8730		\$276,744		
		Roads	0.9462		\$139,805		
Village	Akron	Operating	10.8880	\$4,085,316	\$44,481	13.8912	\$56,750
		Hydrants	2.0032		\$8,184		
		Streets	1.0000		\$4,085		
School District	Akron-Fairgrove	Total Non-PRE	20.6500	\$16,145,479	\$333,404		\$626,025
		Total PRE	2.6500	\$65,546,943	\$173,699		
		Total Com Personal	8.6500	\$11,700	\$101		
		Total Ind Personal	2.6500	\$44,837,900	\$118,820		
		TOTAL COMBINED		\$126,542,022			
School District	Unionville-Sebewaing	Total Non-PRE	23.7200	\$17,439,554	\$413,666		\$782,549
		Total PRE	5.7200	\$48,622,406	\$278,120		
		Total Com Personal	11.7200	\$248,000	\$2,907		
		Total Ind Personal	5.7200	\$15,359,400	\$87,856		
		TOTAL COMBINED		\$81,669,360			
Interm. School	Tuscola ISD	Operating	0.1411	\$208,211,382	\$29,379	4.2409	\$883,004
		Extra Voted	4.0998		\$853,625		
State Education	Michigan	State Education Tax	6.0000	\$87,557,082			\$525,342
Library	Fairgrove	Operating & Ex Voted	0.7916	\$81,692,422			\$64,668

Totals for Taxable Status by School District	Summer	Winter	Total
Akron-Fairgrove School District [Non-PRE]	3.9141	41.3029	45.2170
Akron-Fairgrove School District [PRE]	3.9141	23.3029	27.2170
Akron-Fairgrove School District [Com. Personal]	3.9141	29.3029	33.2170
Akron-Fairgrove School District [Ind. Personal]	3.9141	17.3029	21.2170
Unionville-Sebewaing School District [Non-PRE]	3.9141	43.5813	47.4954
Unionville-Sebewaing School District [PRE]	3.9141	25.5813	29.4954
Unionville-Sebewaing School District [Com. Personal]	3.9141	31.5813	35.4954
Unionville-Sebewaing School District [Ind. Personal]	3.9141	19.5813	23.4954

Akron Village Properties Only

Akron-Fairgrove School District [Non-PRE]	17.8053	41.3029	59.1082
Akron-Fairgrove School District [PRE]	17.8053	23.3029	41.1082
Akron-Fairgrove School District [Com. Personal]	17.8053	29.3029	47.1082
Akron-Fairgrove School District [Ind. Personal]	17.8053	17.3029	35.1082

Almer Township (002)
2020 Ad Valorem Taxes

Taxing Entity	Name	Purpose of Tax	Amount of Tax Mills	2020 Taxable Valuation	Estimate of Tax Dollars	Total Tax Mills	Total Est. Tax Dollars
County	Tuscola	Operating	3.9141	\$64,492,452	\$252,430	8.3121	\$536,068
		Bridge/Streets	0.4807		\$31,002		
		Senior Citizens	0.3200		\$20,638		
		Medical Care	0.2500		\$16,123		
		Road Patrol	1.3300		\$85,775		
		Roads/Streets	0.9657		\$62,280		
		Mosquito	0.6316		\$40,733		
		Recycling	0.1500		\$9,674		
		Veterans	0.1700		\$10,964		
Township	Almer	MSU Extension	0.1000		\$6,449	3.4551	\$222,828
		Operating	1.4551	\$64,492,452	\$93,843		
		Roads	1.0000		\$64,492		
Township	Almer	Roads	1.0000		\$64,492		
Township Special	Almer					0.0000	\$0
School District	Akron-Fairgrove	Total Non-PRE	20.6500	\$432,512	\$8,931		\$31,201
		Total PRE	2.6500	\$8,403,745	\$22,270		
		Total Com Personal	8.6500	\$0	\$0		
		Total Ind Personal	2.6500	\$0	\$0		
		TOTAL COMBINED		\$8,836,257			
School District	Caro	Total Non-PRE	23.6500	\$11,633,279	\$275,127		\$522,674
		Total PRE	5.6500	\$42,827,674	\$241,976		
		Total Com Personal	11.6500	\$478,200	\$5,571		
		Total Ind Personal	5.6500	\$0	\$0		
		TOTAL COMBINED		\$54,939,153			
School District	Cass City	Total Non-PRE	20.9766	\$27,810	\$583		\$4,086
		Total PRE	3.0000	\$1,167,432	\$3,502		
		Total Com Personal	8.9766	\$0	\$0		
		Total Ind Personal	3.0000	\$0	\$0		
		TOTAL COMBINED		\$1,195,242			
Interm. School	Tuscola ISD	Operating	0.1411	\$64,492,452	\$9,100	4.2409	\$273,506
		Extra Voted	4.0998		\$264,406		
State Education	Michigan	State Education Tax	6.0000	\$64,492,452			\$386,955
Library	Fairgrove	Operating & Ex Voted	0.7916	\$8,836,257			\$6,995
Library	Caro District	Operating & Ex Voted	1.4909	\$54,460,953			\$81,196
Authority	Caro Transit	Operating & Ex Voted	2.0000	\$64,492,452			\$128,985

Totals for Taxable Status by School District	Summer	Winter	Total
Akron-Fairgrove School District [Non-PRE]	3.9141	41.5356	45.4497
Akron-Fairgrove School District [PRE]	3.9141	23.5356	27.4497
Akron-Fairgrove School District [Com. Personal]	3.9141	29.5356	33.4497
Akron-Fairgrove School District [Ind. Personal]	3.9141	17.5356	21.4497
Caro School District [Non-PRE]	3.9141	45.2349	49.1490
Caro School District [PRE]	3.9141	27.2349	31.1490
Caro School District [Com. Personal]	3.9141	33.2349	37.1490
Caro School District [Ind. Personal]	3.9141	21.2349	25.1490
Cass City School District [Non-PRE]	3.9141	41.0706	44.9847
Cass City School District [PRE]	3.9141	23.0940	27.0081
Cass City School District [Com. Personal]	3.9141	29.0706	32.9847
Cass City School District [Ind. Personal]	3.9141	17.0940	21.0081

Arbela Township (003)
2020 Ad Valorem Taxes

Taxing Entity	Name	Purpose of Tax	Amount of Tax Mills	2020 Taxable Valuation	Estimate of Tax Dollars	Total Tax Mills	Total Est. Tax Dollars
County	Tuscola	Operating	3.9141	\$71,915,875	\$281,486	8.3121	\$597,772
		Bridge/Streets	0.4807		\$34,570		
		Senior Citizens	0.3200		\$23,013		
		Medical Care	0.2500		\$17,979		
		Road Patrol	1.3300		\$95,648		
		Roads/Streets	0.9657		\$69,449		
		Mosquito	0.6316		\$45,422		
		Recycling	0.1500		\$10,787		
		Veterans	0.1700		\$12,226		
		MSU Extension	0.1000		\$7,192		
Township	Arbela	Operating	1.3838	\$71,915,875	\$99,517	3.8768	\$278,803
		Roads	0.9972		\$71,715		
		Roads	0.9972		\$71,715		
		Fire Equipment	0.4986		\$35,857		
Township Special	Arbela	Police	2.0000	\$71,915,875	\$143,832	2.0000	\$143,832
School District	Frankenmuth	Total Non-PRE	22.1800	\$5,400	\$120		\$1,457
		Total PRE	4.1800	\$319,987	\$1,338		
		Total Com Personal	10.1800	\$0	\$0		
		Total Ind Personal	4.1800	\$0	\$0		
		TOTAL COMBINED		\$325,387			
School District	Millington	Total Non-PRE	20.9504	\$10,341,945	\$216,668		\$399,555
		Total PRE	2.9811	\$60,968,729	\$181,754		
		Total Com Personal	8.9504	\$126,600	\$1,133		
		Total Ind Personal	2.9811	\$0	\$0		
		TOTAL COMBINED		\$71,437,274			
School District	Vassar	Total Non-PRE	21.3586	\$15,600	\$333		\$1,232
		Total PRE	3.4000	\$264,214	\$898		
		Total Com Personal	9.3586	\$0	\$0		
		Total Ind Personal	3.4000	\$0	\$0		
		TOTAL COMBINED		\$279,814			
Interm. School	Saginaw	Operating	0.1455	\$325,387	\$47	3.0872	\$1,005
		Extra Voted	2.9417		\$957		
Interm. School	Tuscola	Operating	0.1411	\$71,717,088	\$10,119		\$304,145
		Extra Voted	4.0998		\$294,026		
State Education	Michigan	State Education Tax	6.0000	\$71,915,875			\$431,495
Library	Millington-Arbela	Operating & Ex Voted	0.9747	\$71,915,875			\$70,096

Totals for Taxable Status by School District	Summer	Winter	Total
Frankenmuth School District [Non-PRE]	3.9141	40.5167	44.4308
Frankenmuth School District [PRE]	3.9141	22.5167	26.4308
Frankenmuth School District [Com. Personal]	3.9141	28.5167	32.4308
Frankenmuth School District [Ind. Personal]	3.9141	16.5167	20.4308
Millington School District [Non-PRE]	3.9141	40.4408	44.3549
Millington School District [PRE]	3.9141	22.4715	26.3856
Millington School District [Com. Personal]	3.9141	28.4408	32.3549
Millington School District [Ind. Personal]	3.9141	16.4715	20.3856
Vassar School District [Non-PRE]	3.9141	40.8490	44.7631
Vassar School District [PRE]	3.9141	22.8904	26.8045
Vassar School District [Com. Personal]	3.9141	28.8490	32.7631
Vassar School District [Ind. Personal]	3.9141	16.8904	20.8045

Columbia Township (004)

2020 Ad Valorem Taxes

Taxing Entity	Name	Purpose of Tax	Amount of Tax Mills	2020 Taxable Valuation	Estimate of Tax Dollars	Total Tax Mills	Total Est. Tax Dollars
County	Tuscola	Operating	3.9141	\$183,378,149	\$717,760	8.3121	\$1,524,258
		Bridge/Streets	0.4807		\$88,150		
		Senior Citizens	0.3200		\$58,681		
		Medical Care	0.2500		\$45,845		
		Road Patrol	1.3300		\$243,893		
		Roads/Streets	0.9657		\$177,088		
		Mosquito	0.6316		\$115,822		
		Recycling	0.1500		\$27,507		
		Veterans	0.1700		\$31,174		
		MSU Extension	0.1000		\$18,338		
Township	Columbia	Operating	1.4106	\$183,378,149	\$258,673	6.3912	\$1,172,006
		Roads	1.4927		\$273,729		
		Emergency Svcs.	0.9952		\$182,498		
		Roads	1.4927		\$273,729		
		Library	1.0000		\$183,378		
Township Special	Columbia					0.0000	\$0
Village	Unionville	Operating	11.0864	\$8,686,647	\$96,304	13.7459	\$119,406
		Streets/Sidewalks	2.6595		\$23,102		
School District	Owendale- Gagetown	Total Non-PRE	19.9000	\$265,775	\$5,289		\$28,866
		Total PRE	1.9000	\$6,598,351	\$12,537		
		Total Com Personal	7.9000	\$0	\$0		
		Total Ind Personal	1.9000	\$5,810,700	\$11,040		
		TOTAL COMBINED		\$12,674,826			
School District	Akron-Fairgrove	Total Non-PRE	20.6500	\$234,600	\$4,844		\$31,023
		Total PRE	2.6500	\$5,596,367	\$14,830		
		Total Com Personal	8.6500	\$0	\$0		
		Total Ind Personal	2.6500	\$4,282,300	\$11,348		
		TOTAL COMBINED		\$10,113,267			
School District	Caro	Total Non-PRE	23.6500	\$35,700	\$844		\$35,311
		Total PRE	5.6500	\$3,194,828	\$18,051		
		Total Com Personal	11.6500	\$0	\$0		
		Total Ind Personal	5.6500	\$2,905,500	\$16,416		
		TOTAL COMBINED		\$6,136,028			
School District	Cass City	Total Non-PRE	20.9766	\$1,463,970	\$30,709		\$212,646
		Total PRE	3.0000	\$33,323,622	\$99,971		
		Total Com Personal	8.9766	\$0	\$0		
		Total Ind Personal	3.0000	\$27,321,900	\$81,966		
		TOTAL COMBINED		\$62,109,492			
School District	Unionville- Sebewaing	Total Non-PRE	23.7200	\$13,227,637	\$313,760		\$1,452,453
		Total PRE	5.7200	\$119,437,299	\$683,181		
		Total Com Personal	11.7200	\$111,200	\$1,303		
		Total Ind Personal	5.7200	\$79,407,200	\$454,209		
		TOTAL COMBINED		\$212,183,336			
Interm. School	Huron ISD	Operating	0.1169	\$12,674,826	\$1,482	4.8886	\$61,962
		Extra Voted	4.7717		\$60,480		
Interm. School	Tuscola ISD	Operating	0.1411	\$290,542,123	\$40,995	4.2409	\$1,232,160
		Extra Voted	4.0998		\$1,191,165		
State Education	Michigan	State Education Tax	6.0000	\$63,650,549			\$381,903
Library	Fairgrove	Operating & Extra Voted	0.7916	\$5,830,967			\$4,616

Columbia Township (004)

2020 Ad Valorem Taxes

Totals for Taxable Status by School District	Summer	Winter	Total
Owendale-Gagetown School District [Non-PRE]	3.9141	41.5778	45.4919
Owendale-Gagetown School District [PRE]	3.9141	23.5778	27.4919
Owendale-Gagetown School District [Com. Personal]	3.9141	29.5778	33.4919
Owendale-Gagetown School District [Ind. Personal]	3.9141	17.5778	21.4919
Caro School District [PRE]	3.9141	26.6801	30.5942
Caro School District [Com. Personal]	3.9141	32.6801	36.5942
Caro School District [Ind. Personal]	3.9141	20.6801	24.5942
Cass City School District [Non-PRE]	3.9141	42.0067	45.9208
Cass City School District [PRE]	3.9141	24.0301	27.9442
Cass City School District [Com. Personal]	3.9141	30.0067	33.9208
Cass City School District [Ind. Personal]	3.9141	18.0301	21.9442
Unionville-Sebewaing School District [Non-PRE]	3.9141	44.7501	48.6642
Unionville-Sebewaing School District [PRE]	3.9141	26.7501	30.6642
Unionville-Sebewaing School District [Com. Personal]	3.9141	32.7501	36.6642
Unionville-Sebewaing School District [Ind. Personal]	3.9141	20.7501	24.6642

Unionville Village Properties Only

Unionville-Sebewaing School District [Non-PRE]	17.6600	44.7501	62.4101
Unionville-Sebewaing School District [PRE]	17.6600	26.7501	44.4101
Unionville-Sebewaing School District [Com. Personal]	17.6600	32.7501	50.4101
Unionville-Sebewaing School District [Ind. Personal]	17.6600	20.7501	38.4101

Dayton Township (005)

2020 Ad Valorem Taxes

Taxing Entity	Name	Purpose of Tax	Amount of Tax Mills	2020 Taxable Valuation	Estimate of Tax Dollars	Total Tax Mills	Total Est. Tax Dollars
County	Tuscola	Operating	3.9141	\$55,365,770	\$216,707	8.3121	\$460,206
		Bridge/Streets	0.4807		\$26,614		
		Senior Citizens	0.3200		\$17,717		
		Medical Care	0.2500		\$13,841		
		Road Patrol	1.3300		\$73,636		
		Roads/Streets	0.9657		\$53,467		
		Mosquito	0.6316		\$34,969		
		Recycling	0.1500		\$8,305		
		Veterans	0.1700		\$9,412		
		MSU Extension	0.1000		\$5,537		
Township	Dayton	Operating	1.2474	\$55,365,770	\$69,063	2.2231	\$123,084
		Roads	0.9757		\$54,020		
Township Special	Dayton					0.0000	\$0
School District	Kingston	Total Non-PRE	23.3500	\$6,065,747	\$141,635		\$208,410
		Total PRE	5.3500	\$12,481,241	\$66,775		
		Total Com Personal	11.3500	\$0	\$0		
		Total Ind Personal	5.3500	\$0	\$0		
		TOTAL COMBINED		\$18,546,988			
School District	Mayville	Total Non-PRE	23.4000	\$9,545,094	\$223,355		\$370,684
		Total PRE	5.4000	\$27,273,688	\$147,278		
		Total Com Personal	11.4000	\$4,500	\$51		
		Total Ind Personal	5.4000	\$0	\$0		
		TOTAL COMBINED		\$36,823,282			
Interm. School	Tuscola ISD	Operating	0.1411	\$55,365,770	\$7,812	4.2409	\$234,801
		Extra Voted	4.0998		\$226,989		
State Education	Michigan	State Education Tax	6.0000	\$55,365,770			\$332,195
Library	Mayville	Operating & Ex Voted	0.7354	\$55,365,770			\$40,716

Totals for Taxable Status by School District		Summer	Winter	Total
Kingston School District [Non-PRE]		3.9141	40.9474	44.8615
Kingston School District [PRE]		3.9141	22.9474	26.8615
Kingston School District [Com. Personal]		3.9141	28.9474	32.8615
Kingston School District [Ind. Personal]		3.9141	16.9474	20.8615
Mayville School District [Non-PRE]		3.9141	40.9974	44.9115
Mayville School District [PRE]		3.9141	22.9974	26.9115
Mayville School District [Com. Personal]		3.9141	28.9974	32.9115
Mayville School District [Ind. Personal]		3.9141	16.9974	20.9115

Denmark Township (006)

2020 Ad Valorem Taxes

Taxing Entity	Name	Purpose of Tax	Amount of Tax Mills	2020 Taxable Valuation	Estimate of Tax Dollars	Total Tax Mills	Total Est. Tax Dollars
County	Tuscola	Operating	3.9141	\$108,409,653	\$424,326	8.3121	\$901,112
		Bridge/Streets	0.4807		\$52,113		
		Senior Citizens	0.3200		\$34,691		
		Medical Care	0.2500		\$27,102		
		Road Patrol	1.3300		\$144,185		
		Roads/Streets	0.9657		\$104,691		
		Mosquito	0.6316		\$68,472		
		Recycling	0.1500		\$16,261		
		Veterans	0.1700		\$18,430		
		MSU Extension	0.1000		\$10,841		
Township	Denmark	Operating	1.4518	\$108,409,653	\$157,389	3.4518	\$374,208
		Roads	1.0000		\$108,410		
		Roads	1.0000		\$108,410		
Township Special Assessments	Denmark	Fire	1.0000	\$92,342,653	\$92,343	1.9350	\$165,770
		VAAS	0.3100	\$108,409,653	\$33,607		
		Fire Equipment	0.6250	\$63,713,129	\$39,821		
Village	Reese	Operating	10.5000	\$29,986,224	\$314,855	11.0000	\$329,848
		Sidewalks	0.5000		\$14,993		
Village Special Assessments	Reese	Fire Apparatus	1.5000	\$28,629,524	\$42,944		\$42,944
School District	Frankenmuth	Total Non-PRE	22.1800	\$88,253,626	\$1,957,465	40.7200	\$2,145,120
		Total PRE	4.1800	\$2,392,774	\$10,002		
		Total Com Personal	10.1800	\$17,451,115	\$177,652		
		Total Ind Personal	4.1800	\$0	\$0		
		TOTAL COMBINED		\$108,097,515			
School District	Reese	Total Non-PRE	21.9000	\$23,103,318	\$505,963		\$762,416
		Total PRE	3.9000	\$64,612,108	\$251,987		
		Total Com Personal	9.9000	\$394,500	\$3,906		
		Total Ind Personal	3.9000	\$143,700	\$560		
		TOTAL COMBINED		\$88,253,626			
School District	Vassar	Total Non-PRE	21.3586	\$2,392,774	\$51,106		\$110,444
		Total PRE	3.4000	\$17,451,115	\$59,334		
		Total Com Personal	9.3586	\$0	\$0		
		Total Ind Personal	3.4000	\$1,200	\$4		
		TOTAL COMBINED		\$19,845,089			
Interm. School	Saginaw ISD	Operating	0.1455	\$90,646,400	\$13,189	3.0872	\$279,844
		Extra Voted	2.9417		\$266,655		
Interm. School	Tuscola ISD	Operating	0.1411	\$108,098,715	\$15,253	4.2409	\$458,436
		Extra Voted	4.0998		\$443,183		
State Education	Michigan	State Education Tax	6.0000	\$108,264,753			\$649,589
Library	Reese District	Operating & Ex Voted	0.9965	\$108,409,653			\$108,030

Totals for Taxable Status by School District	Summer	Winter	Total
Frankenmuth School District [Non-PRE]	3.9141	40.1135	44.0276
Frankenmuth School District [PRE]	3.9141	22.1135	26.0276
Frankenmuth School District [Com. Personal]	3.9141	28.1135	32.0276
Frankenmuth School District [Ind. Personal]	3.9141	16.1135	20.0276
Reese School District [Non-PRE]	3.9141	40.9872	44.9013
Reese School District [PRE]	3.9141	22.9872	26.9013
Reese School District [Com. Personal]	3.9141	28.9872	32.9013
Reese School District [Ind. Personal]	3.9141	16.9872	20.9013

Reese Village Properties Only

Reese School District [Non-PRE]	14.9141	40.9872	55.9013
Reese School District [PRE]	14.9141	22.9872	37.9013
Reese School District [Com. Personal]	14.9141	28.9872	43.9013
Reese School District [Ind. Personal]	14.9141	16.9872	31.9013

Elkland Township (007)
2020 Ad Valorem Taxes

Taxing Entity	Name	Purpose of Tax	Amount of Tax Mills	2020 Taxable Valuation	Estimate of Tax Dollars	Total Tax Mills	Total Est. Tax Dollars
County	Tuscola	Bridge/Streets	0.4807	\$89,702,967	\$43,120	12.7101	\$1,140,134
		Senior Citizens	0.3200		\$28,705		
		Medical Care	0.2500		\$22,426		
		Road Patrol	1.3300		\$119,305		
		Roads/Streets	0.9657		\$86,626		
		Mosquito	0.6316		\$56,656		
		Recycling	0.1500		\$13,455		
		Veterans	0.1700		\$15,250		
		MSU Extension	0.1000		\$8,970		
Township	Elkland	Total	8.3121		\$745,620		
		Operating	1.6385	\$89,702,967	\$146,978	3.6335	\$325,936
		Fire/Ambulance	0.9950		\$89,254		
Township Special Assessments	Elkland	Roads	1.0000		\$89,703		
						0.0000	\$0
Village	Cass City	Operating	12.4625	\$47,142,762	\$587,517	18.1387	\$855,108
		Streets	4.9162		\$231,763		
		Landfill	0.0800		\$3,771		
		Promotions	0.6800		\$32,057		
School District	Owendale-Gagetown	Total Non-PRE	19.9000	\$1,233,279	\$24,542		\$30,511
		Total PRE	1.9000	\$3,141,543	\$5,969		
		Total Com Personal	7.9000	\$0	\$0		
		Total Ind Personal	1.9000	\$0	\$0		
		TOTAL COMBINED		\$4,374,822			
School District	Cass City	Total Non-PRE	20.9766	\$25,238,247	\$529,413		\$728,654
		Total PRE	3.0000	\$60,089,898	\$180,270		
		Total Com Personal	8.9766	\$1,879,700	\$16,873		
		Total Ind Personal	3.0000	\$699,600	\$2,099		
		TOTAL COMBINED		\$87,907,445			
Interm. School	Huron ISD	Operating	0.1169	\$4,374,822	\$511	4.8886	\$21,387
		Extra Voted	4.7717		\$20,875		
Interm. School	Tuscola ISD	Operating	0.1411	\$85,328,145	\$12,040	4.2409	\$361,868
		Extra Voted	4.0998		\$349,828		
State Education	Michigan	State Education Tax	6.0000	\$89,003,367			\$534,020
Library	Rawson	Operating & Ex Voted	1.0980	\$89,702,967			\$98,494

Totals for Taxable Status by School District		Summer	Winter	Total
Owendale-Gagetown School District [Non-PRE]		3.9141	39.9181	43.8322
Owendale-Gagetown School District [PRE]		3.9141	21.9181	25.8322
Owendale-Gagetown School District [Com. Personal]		3.9141	27.9181	31.8322
Owendale-Gagetown School District [Ind. Personal]		3.9141	15.9181	19.8322
Cass City School District [Non-PRE]		3.9141	40.3470	44.2611
Cass City School District [PRE]		3.9141	22.3704	26.2845
Cass City School District [Com. Personal]		3.9141	28.3470	32.2611
Cass City School District [Ind. Personal]		3.9141	16.3704	20.2845
Cass City Village Properties Only				
Cass City School District [Non-PRE]		22.0528	40.3470	62.3998
Cass City School District [PRE]		22.0528	22.3704	44.4232
Cass City School District [Com. Personal]		22.0528	28.3470	50.3998
Cass City School District [Ind. Personal]		22.0528	16.3704	38.4232

Ellington Township (008)

2020 Ad Valorem Taxes

Taxing Entity	Name	Purpose of Tax	Amount of Tax Mills	2020 Taxable Valuation	Estimate of Tax Dollars	Total Tax Mills	Total Est. Tax Dollars
County	Tuscola	Bridge/Streets	0.4807	\$41,854,689	\$20,120	12.7101	\$531,977
		Senior Citizens	0.3200		\$13,394		
		Medical Care	0.2500		\$10,464		
		Road Patrol	1.3300		\$55,667		
		Roads/Streets	0.9657		\$40,419		
		Mosquito	0.6316		\$26,435		
		Recycling	0.1500		\$6,278		
		Veterans	0.1700		\$7,115		
		MSU Extension	0.1000		\$4,185		
		Total	8.3121		\$347,900		
Township	Ellington	Operating	1.2949	\$41,854,689	\$54,198	5.2733	\$220,712
		Roads	2.9838		\$124,886		
		Fire	0.9946		\$41,629		
Township Special	Ellington					0.0000	\$0
School District	Caro	Total Non-PRE	23.6500	\$6,164,815	\$145,798		\$308,305
		Total PRE	5.6500	\$28,569,674	\$161,419		
		Total Com Personal	11.6500	\$93,400	\$1,088		
		Total Ind Personal	5.6500	\$0	\$0		
		TOTAL COMBINED		\$34,827,889			
School District	Cass City	Total Non-PRE	20.9766	\$1,232,122	\$25,846		\$43,510
		Total PRE	3.0000	\$5,888,078	\$17,664		
		Total Com Personal	8.9766	\$0	\$0		
		Total Ind Personal	3.0000	\$0	\$0		
		TOTAL COMBINED		\$7,120,200			
Interm. School	Tuscola ISD	Operating	0.1411	\$34,734,489	\$4,901	4.2409	\$147,305
		Extra Voted	4.0998		\$142,404		
State Education	Michigan	State Education Tax	6.0000	\$41,854,689			\$251,128
Library	Caro District	Operating & Ex Voted	1.4909	\$34,734,489			\$51,786

Totals for Taxable Status by School District	Summer	Winter	Total
	3.9141	45.0531	48.9672
Caro School District [Non-PRE]	3.9141	27.0531	30.9672
Caro School District [PRE]	3.9141	33.0531	36.9672
Caro School District [Com. Personal]	3.9141	21.0531	24.9672
Caro School District [Ind. Personal]			
Cass City School District [Non-PRE]	3.9141	40.8888	44.8029
Cass City School District [PRE]	3.9141	22.9122	26.8263
Cass City School District [Com. Personal]	3.9141	28.8888	32.8029
Cass City School District [Ind. Personal]	3.9141	16.9122	20.8263

Elmwood Township (009)

2020 Ad Valorem Taxes

Taxing Entity	Name	Purpose of Tax	Amount of Tax Mills	2020 Taxable Valuation	Estimate of Tax Dollars	Total Tax Mills	Total Est. Tax Dollars
County	Tuscola	Bridge/Streets	0.4807	\$42,596,845	\$20,476	12.7101	\$541,410
		Senior Citizens	0.3200		\$13,631		
		Medical Care	0.2500		\$10,649		
		Road Patrol	1.3300		\$56,654		
		Roads/Streets	0.9657		\$41,136		
		Mosquito	0.6316		\$26,904		
		Recycling	0.1500		\$6,390		
		Veterans	0.1700		\$7,241		
		MSU Extension	0.1000		\$4,260		
		Total	8.3121		\$354,069		
Township	Elmwood	Operating	1.5370	\$42,596,845	\$65,471	5.2870	\$225,210
		Roads	1.5000		\$63,895		
		Fire	1.2500		\$53,246		
		Roads	1.0000		\$42,597		
Township Special Assessments	Elmwood					0.0000	\$0
Village	Gagetown	Operating	12.2725	\$4,129,819	\$50,683	21.7268	\$89,728
		Streets	2.4543		\$10,136		
		DPW	3.5000		\$14,454		
		Law Enforcement	3.5000		\$14,454		
School District	Owendale-Gagetown	Total Non-PRE	19.9000	\$3,120,796	\$62,104		\$90,393
		Total PRE	1.9000	\$13,987,619	\$26,576		
		Total Com Personal	7.9000	\$216,800	\$1,713		
		Total Ind Personal	1.9000	\$0	\$0		
		TOTAL COMBINED		\$17,325,215			
School District	Cass City	Total Non-PRE	20.9766	\$2,778,156	\$58,276		\$126,407
		Total PRE	3.0000	\$22,710,274	\$68,131		
		Total Com Personal	8.9766	\$0	\$0		
		Total Ind Personal	3.0000	\$0	\$0		
		TOTAL COMBINED		\$25,488,430			
Interm. School	Huron ISD	Operating	0.1169	\$17,108,415	\$2,000	4.8886	\$83,636
		Extra Voted	4.7717		\$81,636		
Interm. School	Tuscola ISD	Operating	0.1411	\$25,488,430	\$3,596	4.2409	\$108,094
		Extra Voted	4.0998		\$104,497		
State Education	Michigan	State Education Tax	6.0000	\$42,596,845			\$255,581
Library	Rawson	Operating & Ex Voted	1.0980	\$42,596,845			\$46,771

Totals for Taxable Status by School District		Summer	Winter	Total
Owendale-Gagetown School District [Non-PRE]		3.9141	41.5716	45.4857
Owendale-Gagetown School District [PRE]		3.9141	23.5716	27.4857
Owendale-Gagetown School District [Com. Personal]		3.9141	29.5716	33.4857
Owendale-Gagetown School District [Ind. Personal]		3.9141	17.5716	21.4857
Cass City School District [Non-PRE]		3.9141	42.0005	45.9146
Cass City School District [PRE]		3.9141	24.0239	27.9380
Cass City School District [Com. Personal]		3.9141	30.0005	33.9146
Cass City School District [Ind. Personal]		3.9141	18.0239	21.9380

Gagetown Village Properties Only

Owendale-Gagetown School District [Non-PRE]	25.6409	41.5716	67.2125
Owendale-Gagetown School District [PRE]	25.6409	23.5716	49.2125
Owendale-Gagetown School District [Com. Personal]	25.6409	29.5716	55.2125
Owendale-Gagetown School District [Ind. Personal]	25.6409	17.5716	43.2125

Fairgrove Township (010)
2020 Ad Valorem Taxes

Taxing Entity	Name	Purpose of Tax	Amount of Tax Mills	2020 Taxable Valuation	Estimate of Tax Dollars	Total Tax Mills	Total Est. Tax Dollars
County	Tuscola	Bridge/Streets	0.4807	\$148,443,466	\$71,357	12.7101	\$1,886,731
		Senior Citizens	0.3200		\$47,502		
		Medical Care	0.2500		\$37,111		
		Road Patrol	1.3300		\$197,430		
		Roads/Streets	0.9657		\$143,352		
		Mosquito	0.6316		\$93,757		
		Recycling	0.1500		\$22,267		
		Veterans	0.1700		\$25,235		
		MSU Extension	0.1000		\$14,844		
		Total	8.3121		\$1,233,877		
Township	Fairgrove	Operating	1.4360	\$148,443,466	\$213,165	5.1263	\$760,966
		Roads	1.6903		\$250,914		
		Services	2.0000		\$296,887		
Township Special	Fairgrove					0.0000	\$0
Village	Akron	Operating	10.8880	\$2,351,031	\$25,598	13.8912	\$32,659
		Hydrants	2.0032		\$4,710		
		Streets	1.0000		\$2,351		
Village	Fairgrove	Operating	10.9423	\$6,767,059	\$74,047	11.9423	\$80,814
		Streets	1.0000		\$6,767		
School District	Akron-Fairgrove	Total Non-PRE	20.6500	\$22,349,275	\$461,513		\$1,002,706
		Total PRE	2.6500	\$125,378,527	\$332,253		
		Total Com Personal	8.6500	\$446,800	\$3,865		
		Total Ind Personal	2.6500	\$77,387,100	\$205,076		
		TOTAL COMBINED		\$225,561,702			
School District	Caro	Total Non-PRE	23.6500	\$23,775	\$562		\$3,286
		Total PRE	5.6500	\$482,038	\$2,724		
		Total Com Personal	11.6500	\$0	\$0		
		Total Ind Personal	5.6500	\$0	\$0		
		TOTAL COMBINED		\$505,813			
School District	Reese	Total Non-PRE	21.9000	\$9,300	\$204		\$986
		Total PRE	3.9000	\$200,551	\$782		
		Total Com Personal	9.9000	\$0	\$0		
		Total Ind Personal	3.9000	\$0	\$0		
		TOTAL COMBINED		\$209,851			
Interm. School	Tuscola ISD	Operating	0.1411	\$148,233,615	\$20,916	4.2409	\$628,644
		Extra Voted	4.0998		\$607,728		
State Education	Michigan	State Education Tax	6.0000	\$71,056,366			\$426,338
Library	Fairgrove	Operating & Ex Voted	0.7916	\$147,727,802			\$116,941

Totals for Taxable Status by School District	Summer	Winter	Total
Akron-Fairgrove School District [Non-PRE]	3.9141	41.2068	45.1209
Akron-Fairgrove School District [PRE]	3.9141	23.2068	27.1209
Akron-Fairgrove School District [Com. Personal]	3.9141	29.2068	33.1209
Akron-Fairgrove School District [Ind. Personal]	3.9141	17.2068	21.1209
Caro School District [Non-PRE]	3.9141	43.4152	47.3293
Caro School District [PRE]	3.9141	25.4152	29.3293
Caro School District [Com. Personal]	3.9141	31.4152	35.3293
Caro School District [Ind. Personal]	3.9141	19.4152	23.3293
Reese School District [Non-PRE]	3.9141	41.6652	45.5793
Reese School District [PRE]	3.9141	23.6652	27.5793
Reese School District [Com. Personal]	3.9141	29.6652	33.5793
Reese School District [Ind. Personal]	3.9141	17.6652	21.5793

Fairgrove Village Properties Only

Akron-Fairgrove School District [Non-PRE]	15.8564	41.2068	57.0632
Akron-Fairgrove School District [PRE]	15.8564	23.2068	39.0632
Akron-Fairgrove School District [Com. Personal]	15.8564	29.2068	45.0632
Akron-Fairgrove School District [Ind. Personal]	15.8564	17.2068	33.0632

Fremont Township (011)
2020 Ad Valorem Taxes

Taxing Entity	Name	Purpose of Tax	Amount of Tax Mills	2020 Taxable Valuation	Estimate of Tax Dollars	Total Tax Mills	Total Est. Tax Dollars
County	Tuscola	Bridge/Streets	0.4807	\$79,317,958	\$38,128	12.7101	\$1,008,139
		Senior Citizens	0.3200		\$25,382		
		Medical Care	0.2500		\$19,829		
		Road Patrol	1.3300		\$105,493		
		Roads/Streets	0.9657		\$76,597		
		Mosquito	0.6316		\$50,097		
		Recycling	0.1500		\$11,898		
		Veterans	0.1700		\$13,484		
		MSU Extension	0.1000		\$7,932		
		Total	8.3121		\$659,299		
Township	Fremont	Operating	1.3535	\$79,317,958	\$107,357	1.3535	\$107,357
			0.0000				
Township Special	Fremont					0.0000	\$0
Village	Mayville	Operating	10.2839	\$16,226,919	\$166,876	14.4203	\$231,550
		Streets	2.1786		\$35,352		
		Street Repair	1.9578		\$29,322		
School District	Caro	Total Non-PRE	23.6500	\$5,400	\$128		\$757
		Total PRE	5.6500	\$111,324	\$629		
		Total Com Personal	11.6500	\$0	\$0		
		Total Ind Personal	5.6500	\$0	\$0		
		TOTAL COMBINED		\$116,724			
School District	Mayville	Total Non-PRE	23.4000	\$20,122,545	\$470,868		\$801,131
		Total PRE	5.4000	\$59,078,689	\$319,025		
		Total Com Personal	11.4000	\$985,800	\$11,238		
		Total Ind Personal	5.4000	\$0	\$0		
		TOTAL COMBINED		\$80,187,034			
Interm. School	Tuscola ISD	Operating	0.1411	\$79,317,958	\$11,192	4.2409	\$336,380
		Extra Voted	4.0998		\$325,188		
State Education	Michigan	State Education Tax	6.0000	\$79,317,958			\$475,908
Library	Mayville	Operating & Ex Voted	0.7354	\$79,317,958			\$58,330

Totals for Taxable Status by School District	Summer	Winter	Total
Caro School District [Non-PRE]	3.9141	40.3778	44.2919
Caro School District [PRE]	3.9141	22.3778	26.2919
Caro School District [Com. Personal]	3.9141	28.3778	32.2919
Caro School District [Ind. Personal]	3.9141	16.3778	20.2919
Mayville School District [Non-PRE]	3.9141	40.1278	44.0419
Mayville School District [PRE]	3.9141	22.1278	26.0419
Mayville School District [Com. Personal]	3.9141	28.1278	32.0419
Mayville School District [Ind. Personal]	3.9141	16.1278	20.0419

Mayville Village Properties Only

Mayville School District [Non-PRE]	18.3344	40.1278	58.4622
Mayville School District [PRE]	18.3344	22.1278	40.4622
Mayville School District [Com. Personal]	18.3344	28.1278	46.4622
Mayville School District [Ind. Personal]	18.3344	16.1278	34.4622

Gilford Township (012)

2020 Ad Valorem Taxes

Taxing Entity	Name	Purpose of Tax	Amount of Tax Mills	2020 Taxable Valuation	Estimate of Tax Dollars	Total Tax Mills	Total Est. Tax Dollars
County	Tuscola	Bridge/Streets	0.4807	\$140,432,108	\$67,506	12.7101	\$1,784,906
		Senior Citizens	0.3200		\$44,938		
		Medical Care	0.2500		\$35,108		
		Road Patrol	1.3300		\$186,775		
		Roads/Streets	0.9657		\$135,615		
		Mosquito	0.6316		\$88,697		
		Recycling	0.1500		\$21,065		
		Veterans	0.1700		\$23,873		
		MSU Extension	0.1000		\$14,043		
		Total	8.3121		\$1,167,286		
Township	Gilford	Operating	1.3553	\$140,432,108	\$190,328	4.3553	\$611,624
		Fire Protection	1.0000		\$140,432		
		Roads	2.0000		\$280,864		
Township Special Assessments		Gilford				0.0000	\$0
School District	Akron-Fairgrove	Total Non-PRE	20.6500	\$10,795,878	\$222,935		\$526,467
		Total PRE	2.6500	\$67,213,590	\$178,116		
		Total Com Personal	8.6500	\$0	\$0		
		Total Ind Personal	2.6500	\$47,326,700	\$125,416		
		TOTAL COMBINED		\$125,336,168			
School District	Reese	Total Non-PRE	21.9000	\$9,425,184	\$206,412		\$532,159
		Total PRE	3.9000	\$52,997,456	\$206,690		
		Total Com Personal	9.9000	\$0	\$0		
		Total Ind Personal	3.9000	\$30,527,500	\$119,057		
		TOTAL COMBINED		\$92,950,140			
Interm. School	Tuscola ISD	Operating	0.1411	\$140,432,108	\$19,815	4.2409	\$595,559
		Extra Voted	4.0998		\$575,744		
State Education	Michigan	State Education Tax	6.0000	\$62,577,908			\$375,467
Library	Fairgrove	Operating & Ex Voted	0.7916	\$78,009,468			\$61,752
Library	Reese	Operating & Ex Voted	0.9965	\$62,422,640			\$62,204

Totals for Taxable Status by School District	Summer	Winter	Total
Akron-Fairgrove School District [Non-PRE]	3.9141	40.4358	44.3499
Akron-Fairgrove School District [PRE]	3.9141	22.4358	26.3499
Akron-Fairgrove School District [Com. Personal]	3.9141	28.4358	32.3499
Akron-Fairgrove School District [Ind. Personal]	3.9141	16.4358	20.3499
Reese School District [Non-PRE]	3.9141	41.8907	45.8048
Reese School District [PRE]	3.9141	23.8907	27.8048
Reese School District [Com. Personal]	3.9141	29.8907	33.8048
Reese School District [Ind. Personal]	3.9141	17.8907	21.8048

Indianfields Township (013)

2020 Ad Valorem Taxes

Taxing Entity	Name	Purpose of Tax	Amount of Tax Mills	2020 Taxable Valuation	Estimate of Tax Dollars	Total Tax Mills	Total Est. Tax Dollars
County	Tuscola	Bridge/Streets	0.4807	\$61,388,214	\$29,509	12.7101	\$780,250
		Senior Citizens	0.3200		\$19,644		
		Medical Care	0.2500		\$15,347		
		Road Patrol	1.3300		\$81,646		
		Roads/Streets	0.9657		\$59,283		
		Mosquito	0.6316		\$38,773		
		Recycling	0.1500		\$9,208		
		Veterans	0.1700		\$10,436		
		MSU Extension	0.1000		\$6,139		
	Total	8.3121		\$510,265			
Township	Indianfields	Operating	1.6222	\$61,388,214	\$99,584	4.3722	\$268,402
		Fire	0.7500		\$46,041		
		Roads	1.0000		\$61,388		
		Roads	1.0000		\$61,388		
Township Special Assessments		Indianfields				0.0000	\$0
School District	Caro	Total Non-PRE	23.6500	\$18,108,129	\$428,257		\$678,914
		Total PRE	5.6500	\$43,280,085	\$244,532		
		Total Com Personal	11.6500	\$357,500	\$4,165		
		Total Ind Personal	5.6500	\$346,800	\$1,959		
		TOTAL COMBINED		\$62,092,514			
Interm. School	Tuscola ISD	Operating	0.1411	\$61,388,214	\$8,662	4.2409	\$260,341
		Extra Voted	4.0998		\$251,679		
State Education	Michigan	State Education Tax	6.0000	\$61,041,414			\$366,248
Library	Caro District	Operating & Ex Voted	1.4909	\$61,388,214			\$91,524
Authority	Caro Transit	Operating & Ex Voted	2.0000	\$61,388,214			\$122,776

Totals for Taxable Status by School District		Summer	Winter	Total
Caro School District [Non-PRE]		3.9141	44.1520	50.0661
Caro School District [PRE]		3.9141	26.1520	32.0661
Caro School District [Com. Personal]		3.9141	32.1520	38.0661
Caro School District [Ind. Personal]		3.9141	20.1520	26.0661

Juniata Township (014)
2020 Ad Valorem Taxes

Taxing Entity	Name	Purpose of Tax	Amount of Tax Mills	2020 Taxable Valuation	Estimate of Tax Dollars	Total Tax Mills	Total Est. Tax Dollars
County	Tuscola	Bridge/Streets	0.4807	\$67,842,231	\$32,612	12.7101	\$862,282
		Senior Citizens	0.3200		\$21,710		
		Medical Care	0.2500		\$16,961		
		Road Patrol	1.3300		\$90,230		
		Roads/Streets	0.9657		\$65,515		
		Mosquito	0.6316		\$42,849		
		Recycling	0.1500		\$10,176		
		Veterans	0.1700		\$11,533		
		MSU Extension	0.1000		\$6,784		
	Total	8.3121	\$563,911				
Township	Juniata	Operating	1.4574	\$67,842,231	\$98,873	4.4574	\$302,400
		Roads	1.0000		\$67,842		
		Roads	2.0000		\$135,684		
Township Special Assessments	Juniata					0.0000	\$0
School District	Akron-Fairgrove	Total Non-PRE	20.6500	\$1,770,317	\$36,557		\$46,228
		Total PRE	2.6500	\$3,254,243	\$8,624		
		Total Com Personal	8.6500	\$0	\$0		
		Total Ind Personal	2.6500	\$395,100	\$1,047		
		TOTAL COMBINED		\$5,419,660			
School District	Caro	Total Non-PRE	23.6500	\$2,449,920	\$57,941		\$223,438
		Total PRE	5.6500	\$23,289,792	\$131,587		
		Total Com Personal	11.6500	\$230,300	\$2,683		
		Total Ind Personal	5.6500	\$5,526,900	\$31,227		
		TOTAL COMBINED		\$31,496,912			
School District	Reese	Total Non-PRE	21.9000	\$127,301	\$2,788		\$16,470
		Total PRE	3.9000	\$2,383,560	\$9,296		
		Total Com Personal	9.9000	\$0	\$0		
		Total Ind Personal	3.9000	\$1,124,600	\$4,386		
		TOTAL COMBINED		\$3,635,461			
School District	Vassar	Total Non-PRE	21.3586	\$4,922,247	\$105,132		\$237,189
		Total PRE	3.4000	\$29,644,851	\$100,792		
		Total Com Personal	9.3586	\$115,300	\$1,079		
		Total Ind Personal	3.4000	\$8,878,000	\$30,185		
		TOTAL COMBINED		\$43,560,398			
Interm. School	Tuscola ISD	Operating	0.1411	\$67,842,231	\$9,573	4.2409	\$287,712
		Extra Voted	4.0998		\$278,140		
State Education	Michigan	State Education Tax	6.0000	\$51,917,631			\$311,506
Library	Bullard Sanford	Operating & Ex Voted	1.2500	\$42,102,519			\$52,628
Library	Caro District	Operating & Ex Voted	1.4909	\$25,739,712			\$38,375

Totals for Taxable Status by School District	Summer	Winter	Total
Akron-Fairgrove School District [Non-PRE]	3.9141	40.9963	44.9104
Akron-Fairgrove School District [PRE]	3.9141	22.9963	26.9104
Akron-Fairgrove School District [Com. Personal]	3.9141	28.9963	32.9104
Akron-Fairgrove School District [Ind. Personal]	3.9141	16.9963	20.9104
Caro School District [Non-PRE]	3.9141	44.2372	48.1513
Caro School District [PRE]	3.9141	26.2372	30.1513
Caro School District [Com. Personal]	3.9141	32.2372	36.1513
Caro School District [Ind. Personal]	3.9141	20.2372	24.1513
Reese School District [Non-PRE]	3.9141	42.2463	46.1604
Reese School District [PRE]	3.9141	24.2463	28.1604
Reese School District [Com. Personal]	3.9141	30.2463	34.1604
Reese School District [Ind. Personal]	3.9141	18.2463	22.1604

Kingston Township (015)

2020 Ad Valorem Taxes

Taxing Entity	Name	Purpose of Tax	Amount of Tax Mills	2020 Taxable Valuation	Estimate of Tax Dollars	Total Tax Mills	Total Est. Tax Dollars
County	Tuscola	Bridge/Streets	0.4807	\$39,534,594	\$19,004	12.7101	\$502,489
		Senior Citizens	0.3200		\$12,651		
		Medical Care	0.2500		\$9,884		
		Road Patrol	1.3300		\$52,581		
		Roads/Streets	0.9657		\$38,179		
		Mosquito	0.6316		\$24,970		
		Recycling	0.1500		\$5,930		
		Veterans	0.1700		\$6,721		
		MSU Extension	0.1000		\$3,953		
		Total	8.3121		\$328,615		
Township	Kingston	Operating	1.3716	\$39,534,594	\$54,226	3.3059	\$130,697
		Roads	1.9343		\$76,472		
Township Special Assessments	Kingston	Fire	1.0000	\$34,955,108	\$34,955	1.0000	\$34,955
Village	Kingston	Operating	10.7501	\$4,579,486	\$49,230	12.4695	\$57,104
		Water Impr.	1.7194		\$7,874		
Village Special	Kingston	Public Safety	4.0000	\$4,081,782	\$16,327	4.0000	\$18,019
School District	Marlette	Total Non-PRE	19.5000	\$54,951	\$1,072		\$1,692
		Total PRE	1.5000	\$413,530	\$620		
		Total Com Personal	7.5000	\$0	\$0		
		Total Ind Personal	1.5000	\$0	\$0		
		TOTAL COMBINED		\$468,481			
School District	Cass City	Total Non-PRE	20.9766	\$1,895,022	\$39,751		\$59,920
		Total PRE	3.0000	\$6,723,038	\$20,169		
		Total Com Personal	8.9766	\$16	\$0		
		Total Ind Personal	3.0000	\$0	\$0		
		TOTAL COMBINED		\$8,618,076			
School District	Kingston	Total Non-PRE	23.3500	\$7,297,841	\$170,405		\$294,320
		Total PRE	5.3500	\$23,150,212	\$123,854		
		Total Com Personal	11.3500	\$5,487	\$62		
		Total Ind Personal	5.3500	\$0	\$0		
		TOTAL COMBINED		\$30,453,540			
Interm. School	Tuscola ISD	Operating	0.1411	\$39,066,113	\$5,512	4.2409	\$165,675
		Extra Voted	4.0998		\$160,163		
Interm. School	Sanilac ISD	Operating	0.2026	\$468,481	\$95	2.5551	\$1,197
		Extra Voted	2.3525		\$1,102		
State Education	Michigan	State Education Tax	6.0000	\$39,534,594			\$237,208

Totals for Taxable Status by School District	Summer	Winter	Total
Marlette School District [Non-PRE]	3.9141	35.7590	39.6731
Marlette School District [PRE]	3.9141	17.7590	21.6731
Marlette School District [Com. Personal]	3.9141	23.7590	27.6731
Marlette School District [Ind. Personal]	3.9141	11.7590	15.6731
Cass City School District [Non-PRE]	3.9141	38.9214	42.8355
Cass City School District [PRE]	3.9141	20.9448	24.8589
Cass City School District [Com. Personal]	3.9141	26.9214	30.8355
Cass City School District [Ind. Personal]	3.9141	14.9448	18.8589
Kingston School District [Non-PRE]	3.9141	38.9214	42.8355
Kingston School District [PRE]	3.9141	20.9448	24.8589
Kingston School District [Com. Personal]	3.9141	26.9214	30.8355
Kingston School District [Ind. Personal]	3.9141	14.9448	18.8589

Koylton Township (016)
2020 Ad Valorem Taxes

Taxing Entity	Name	Purpose of Tax	Amount of Tax Mills	2020 Taxable Valuation	Estimate of Tax Dollars	Total Tax Mills	Total Est. Tax Dollars
County	Tuscola	Bridge/Streets	0.4807	\$46,428,201	\$22,318	12.7101	\$590,107
		Senior Citizens	0.3200		\$14,857		
		Medical Care	0.2500		\$11,607		
		Road Patrol	1.3300		\$61,750		
		Roads/Streets	0.9657		\$44,836		
		Mosquito	0.6316		\$29,324		
		Recycling	0.1500		\$6,964		
		Veterans	0.1700		\$7,893		
		MSU Extension	0.1000		\$4,643		
		Total	8.3121		\$385,916		
Township	Koylton	Operating	1.2119	\$46,428,201	\$56,266	5.0025	\$232,257
		Roads	1.8748		\$87,044		
		Roads	1.9158		\$88,947		
Township Special Assessments	Koylton					0.0000	\$0
Village	Kingston	Operating	10.7501	\$1,375,674	\$14,789	12.4695	\$17,154
		Water Impr.	1.7194		\$2,365		
Village Special	Kingston	Public Safety	4.0000	\$1,107,474	\$4,430	4.0000	\$78,407
School District	Marlette	Total Non-PRE	19.5000	\$2,616,682	\$51,025		\$75,444
		Total PRE	1.5000	\$15,301,439	\$22,952		
		Total Com Personal	7.5000	\$195,500	\$1,466		
		Total Ind Personal	1.5000	\$0	\$0		
		TOTAL COMBINED		\$18,113,621			
School District	Kingston	Total Non-PRE	23.3500	\$8,427,860	\$196,791		\$305,463
		Total PRE	5.3500	\$20,082,220	\$107,440		
		Total Com Personal	11.3500	\$108,600	\$1,233		
		Total Ind Personal	5.3500	\$0	\$0		
		TOTAL COMBINED		\$28,618,680			
Interm. School	Tuscola ISD	Operating	0.1411	\$28,510,080	\$4,023	4.2409	\$120,908
		Extra Voted	4.0998		\$116,886		
Interm. School	Sanilac ISD	Operating	0.2026	\$17,918,121	\$3,630	2.5551	\$45,783
		Extra Voted	2.3525		\$42,152		
State Education	Michigan	State Education Tax	6.0000	\$46,428,201			\$278,569

Totals for Taxable Status by School District	Summer	Winter	Total
Marlette School District [Non-PRE]	3.9141	37.4556	41.3697
Marlette School District [PRE]	3.9141	19.4556	23.3697
Marlette School District [Com. Personal]	3.9141	25.4556	29.3697
Marlette School District [Ind. Personal]	3.9141	13.4556	17.3697
Kingston School District [Non-PRE]	3.9141	42.9914	46.9055
Kingston School District [PRE]	3.9141	24.9914	28.9055
Kingston School District [Com. Personal]	3.9141	30.9914	34.9055
Kingston School District [Ind. Personal]	3.9141	18.9914	22.9055

Kingston Village Properties Only

Kingston School District [Non-PRE]	16.3836	42.9914	59.3750
Kingston School District [PRE]	16.3836	24.9914	41.3750
Kingston School District [Com. Personal]	16.3836	30.9914	47.3750
Kingston School District [Ind. Personal]	16.3836	18.9914	35.3750

Millington Township (017)
2020 Ad Valorem Taxes

Taxing Entity	Name	Purpose of Tax	Amount of Tax Mills	2020 Taxable Valuation	Estimate of Tax Dollars	Total Tax Mills	Total Est. Tax Dollars	
County	Tuscola	Bridge/Streets	0.4807	\$116,262,312	\$55,887	12.7101	\$1,477,706	
		Senior Citizens	0.3200		\$37,204			
		Medical Care	0.2500		\$29,066			
		Road Patrol	1.3300		\$154,629			
		Roads/Streets	0.9657		\$112,275			
		Mosquito	0.6316		\$73,431			
		Recycling	0.1500		\$17,439			
		Veterans	0.1700		\$19,765			
		MSU Extension	0.1000		\$11,626			
	Total	8.3121		\$966,384				
Township	Millington	Operating	1.3936	\$116,262,312	\$162,023	2.4560	\$285,540	
		Fire	0.3491		\$40,587			
		A.I.S.	0.2916		\$33,902			
		Fire	0.4217		\$49,028			
Township Special Assessments	Millington	Police	2.5000	\$93,448,185	\$233,620	2.5000	\$233,620	
Village	Millington	Operating	11.5874	\$19,006,627	\$220,237	13.9396	\$264,945	
		Village Utilities	2.3522		\$44,707			
School District	Millington	Total Non-PRE	20.9504	\$24,352,130	\$510,187		\$794,339	
		Total PRE	2.9811		\$91,910,182			\$273,993
		Total Com Personal	8.9504		\$896,500			\$8,024
		Total Ind Personal	2.9811		\$715,900			\$2,134
		TOTAL COMBINED						\$117,874,712
Interm. School	Tuscola ISD	Operating	0.1411	\$116,262,312	\$16,405	4.2409	\$493,057	
		Extra Voted	4.0998		\$476,652			
State Education	Michigan	State Education Tax	6.0000	\$115,546,412			\$693,278	
Library	Millington-Arbela	Operating & Extra Voted	0.9747	\$116,262,312			\$113,321	

Totals for Taxable Status by School District	Summer	Winter	Total
Millington School District [Non-PRE]	3.9141	39.0200	42.9341
Millington School District [PRE]	3.9141	21.0507	24.9648
Millington School District [Com. Personal]	3.9141	27.0200	30.9341
Millington School District [Ind. Personal]	3.9141	15.0507	18.9648

Millington Village Parcels Only

Millington School District [Non-PRE]	17.8537	39.0200	56.8737
Millington School District [PRE]	17.8537	21.0507	38.9044
Millington School District [Com. Personal]	17.8537	27.0200	44.8737
Millington School District [Ind. Personal]	17.8537	15.0507	32.9044

Novesta Township (018)
2020 Ad Valorem Taxes

Taxing Entity	Name	Purpose of Tax	Amount of Tax Mills	2020 Taxable Valuation	Estimate of Tax Dollars	Total Tax Mills	Total Est. Tax Dollars	
County	Tuscola	Bridge/Streets	0.4807	\$38,336,331	\$18,428	12.7101	\$487,259	
		Senior Citizens	0.3200		\$12,268			
		Medical Care	0.2500		\$9,584			
		Road Patrol	1.3300		\$50,987			
		Roads/Streets	0.9657		\$37,021			
		Mosquito	0.6316		\$24,213			
		Recycling	0.1500		\$5,750			
		Veterans	0.1700		\$6,517			
		MSU Extension	0.1000		\$3,834			
	Total	8.3121		\$318,655				
Township	Novesta	Operating	1.3649	\$38,336,331	\$52,325	3.3353	\$127,863	
		Roads	0.9856		\$37,784			
		Roads	0.9848		\$37,754			
Township Special Assessments		Novesta				0.0000	\$0	
School District	Cass City	Total Non-PRE	20.9766	\$6,012,817	\$126,128		\$224,975	
		Total PRE	3.0000		\$32,323,514			\$96,971
		Total Com Personal	8.9766		\$209,000			\$1,876
		Total Ind Personal	3.0000		\$0			\$0
		TOTAL COMBINED			\$38,545,331			
Interm. School	Tuscola ISD	Operating	0.1411	\$38,336,331	\$5,409	4.2409	\$162,581	
		Extra Voted	4.0998		\$157,171			
State Education	Michigan	State Education Tax	6.0000	\$38,336,331			\$230,018	
Library	Rawson	Operating & Special Voted	1.0980	\$38,336,331			\$42,093	

Totals for Taxable Status by School District		Summer	Winter	Total
Cass City School District [Non-PRE]		3.9141	40.0488	43.9629
Cass City School District [PRE]		3.9141	22.0722	25.9863
Cass City School District [Com. Personal]		3.9141	28.0488	31.9629
Cass City School District [Ind. Personal]		3.9141	16.0722	19.9863

Tuscola Township (019)

2020 Ad Valorem Taxes

Taxing Entity	Name	Purpose of Tax	Amount of Tax Mills	2020 Taxable Valuation	Estimate of Tax Dollars	Total Tax Mills	Total Est. Tax Dollars
County	Tuscola	Bridge/Streets	0.4807	\$83,396,389	\$40,089	12.7101	\$1,059,976
		Senior Citizens	0.3200		\$26,687		
		Medical Care	0.2500		\$20,849		
		Road Patrol	1.3300		\$110,917		
		Roads/Streets	0.9657		\$80,536		
		Mosquito	0.6316		\$52,673		
		Recycling	0.1500		\$12,509		
		Veterans	0.1700		\$14,177		
		MSU Extension	0.1000		\$8,340		
		Total	8.3121		\$693,199		
Township	Tuscola	Operating	1.5265	\$83,396,389	\$127,305	1.5265	\$127,305
Township Special Assessments	Tuscola	Fire	0.7500	\$69,863,939	\$52,398	0.7500	\$52,398
School District	Frankenmuth	Total Non-PRE	22.1800	\$11,303,885	\$250,720		\$320,000
		Total PRE	4.1800	\$16,574,232	\$69,280		
		Total Com Personal	10.1800	\$0	\$0		
		Total Ind Personal	4.1800	\$0	\$0		
		TOTAL COMBINED		\$27,878,117			
School District	Millington	Total Non-PRE	20.9504	\$5,300	\$111		\$2,006
		Total PRE	2.9811	\$635,653	\$1,895		
		Total Com Personal	8.9504	\$0	\$0		
		Total Ind Personal	2.9811	\$0	\$0		
		TOTAL COMBINED		\$640,953			
School District	Vassar	Total Non-PRE	21.3586	\$8,348,552	\$178,313		\$343,288
		Total PRE	3.4000	\$46,528,767	\$158,198		
		Total Com Personal	9.3586	\$577,900	\$5,408		
		Total Ind Personal	3.4000	\$402,550	\$1,369		
		TOTAL COMBINED		\$55,857,769			
Interm. School	Saginaw ISD	Operating	0.1455	\$27,878,117	\$4,056	3.0872	\$86,065
		Extra Voted	2.9417		\$82,009		
Interm. School	Tuscola ISD	Operating	0.1411	\$55,518,272	\$7,834	4.2409	\$235,447
		Extra Voted	4.0998		\$227,614		
State Education	Michigan	State Education Tax	6.0000	\$82,993,839			\$497,963
Library	Bullard Sanford	Operating & Ex Voted	1.2500	\$83,396,389			\$104,245

Totals for Taxable Status by School District	Summer	Winter	Total
Frankenmuth School District [Non-PRE]	3.9141	38.4417	42.3558
Frankenmuth School District [PRE]	3.9141	20.4417	24.3558
Frankenmuth School District [Com. Personal]	3.9141	26.4417	30.3558
Frankenmuth School District [Ind. Personal]	3.9141	14.4417	18.3558
Millington School District [Non-PRE]	3.9141	38.3658	42.2799
Millington School District [PRE]	3.9141	20.3965	24.3106
Millington School District [Com. Personal]	3.9141	26.3658	30.2799
Millington School District [Ind. Personal]	3.9141	14.3965	18.3106
Vassar School District [Non-PRE]	3.9141	38.7740	42.6881
Vassar School District [PRE]	3.9141	20.8154	24.7295
Vassar School District [Com. Personal]	3.9141	26.7740	30.6881
Vassar School District [Ind. Personal]	3.9141	14.8154	18.7295

Vassar Township (020)
2020 Ad Valorem Taxes

Taxing Entity	Name	Purpose of Tax	Amount of Tax Mills	2020 Taxable Valuation	Estimate of Tax Dollars	Total Tax Mills	Total Est. Tax Dollars
County	Tuscola	Bridge/Streets	0.4807	\$89,035,741	\$42,799	12.7101	\$1,131,653
		Senior Citizens	0.3200		\$28,491		
		Medical Care	0.2500		\$22,259		
		Road Patrol	1.3300		\$118,418		
		Roads/Streets	0.9657		\$85,982		
		Mosquito	0.6316		\$56,235		
		Recycling	0.1500		\$13,355		
		Veterans	0.1700		\$15,136		
		MSU Extension	0.1000		\$8,904		
		Total	8.3121		\$740,074		
Township	Vassar	Operating	1.0000	\$89,035,741	\$89,036	1.0000	\$89,036
Township Special Assessments	Tuscola					0.0000	\$0
School District	Mayville	Total Non-PRE	23.4000	\$223,904	\$5,239		\$5,549
		Total PRE	5.4000	\$57,423	\$310		
		Total Com Personal	11.4000	\$0	\$0		
		Total Ind Personal	5.4000	\$0	\$0		
		TOTAL COMBINED		\$281,327			
School District	Millington	Total Non-PRE	20.9504	\$2,429,293	\$50,895		\$73,613
		Total PRE	2.9811	\$7,620,860	\$22,719		
		Total Com Personal	8.9504	\$0	\$0		
		Total Ind Personal	2.9811	\$0	\$0		
		TOTAL COMBINED		\$10,050,153			
School District	Vassar	Total Non-PRE	21.3586	\$18,047,472	\$385,469		\$599,586
		Total PRE	3.4000	\$60,656,789	\$206,233		
		Total Com Personal	9.3586	\$828,660	\$7,755		
		Total Ind Personal	3.4000	\$37,960	\$129		
		TOTAL COMBINED		\$79,570,881			
Interm. School	Tuscola ISD	Operating	0.1411	\$89,035,741	\$12,563	4.2409	\$377,592
		Extra Voted	4.0998		\$365,029		
State Education	Michigan	State Education Tax	6.0000	\$88,997,781			\$533,987
Library	Bullard Sanford	Operating & Ex Voted	1.2500	\$89,035,741			\$111,295

Totals for Taxable Status by School District	Summer	Winter	Total
Mayville School District [Non-PRE]	3.9141	40.2889	44.2030
Mayville School District [PRE]	3.9141	22.2889	26.2030
Mayville School District [Com. Personal]	3.9141	28.2889	32.2030
Mayville School District [Ind. Personal]	3.9141	16.2889	20.2030
Millington School District [Non-PRE]	3.9141	37.8393	41.7534
Millington School District [PRE]	3.9141	19.8700	23.7841
Millington School District [Com. Personal]	3.9141	25.8393	29.7534
Millington School District [Ind. Personal]	3.9141	13.8700	17.7841
Vassar School District [Non-PRE]	3.9141	38.2475	42.1616
Vassar School District [PRE]	3.9141	20.2889	24.2030
Vassar School District [Com. Personal]	3.9141	26.2475	30.1616
Vassar School District [Ind. Personal]	3.9141	14.2889	18.2030

Watertown Township (021)
2020 Ad Valorem Taxes

Taxing Entity	Name	Purpose of Tax	Amount of Tax Mills	2020 Taxable Valuation	Estimate of Tax Dollars	Total Tax Mills	Total Est. Tax Dollars
County	Tuscola	Bridge/Streets	0.4807	\$56,224,649	\$27,027	12.7101	\$714,621
		Senior Citizens	0.3200		\$17,992		
		Medical Care	0.2500		\$14,056		
		Road Patrol	1.3300		\$74,779		
		Roads/Streets	0.9657		\$54,296		
		Mosquito	0.6316		\$35,511		
		Recycling	0.1500		\$8,434		
		Veterans	0.1700		\$9,558		
		MSU Extension	0.1000		\$5,622		
		Total	8.3121		\$467,345		
Township	Watertown	Operating	1.1332	\$56,224,649	\$63,714	1.1332	\$63,714
Township Special Assessments	Watertown					0.0000	\$0
School District	Mayville	Total Non-PRE	23.4000	\$7,086,173	\$165,816		\$317,510
		Total PRE	5.4000	\$28,059,194	\$151,520		
		Total Com Personal	11.4000	\$0	\$0		
		Total Ind Personal	5.4000	\$32,170	\$174		
		TOTAL COMBINED		\$35,177,537			
School District	Millington	Total Non-PRE	20.9504	\$4,664,152	\$97,716		\$146,742
		Total PRE	2.9811	\$16,415,130	\$48,935		
		Total Com Personal	8.9504	\$0	\$0		
		Total Ind Personal	2.9811	\$30,680	\$91		
		TOTAL COMBINED		\$21,109,962			
Interm. School	Tuscola ISD	Operating	0.1411	\$56,224,649	\$7,933	4.2409	\$238,443
		Extra Voted	4.0998		\$230,510		
State Education	Michigan	State Education Tax	6.0000	\$56,161,799			\$336,971

Totals for Taxable Status by School District	Summer	Winter	Total
Mayville School District [Non-PRE]	3.9141	39.1721	43.0862
Mayville School District [PRE]	3.9141	21.1721	25.0862
Mayville School District [Com. Personal]	3.9141	27.1721	31.0862
Mayville School District [Ind. Personal]	3.9141	15.1721	19.0862
Millington School District [Non-PRE]	3.9141	36.7225	40.6366
Millington School District [PRE]	3.9141	18.7532	22.6673
Millington School District [Com. Personal]	3.9141	24.7225	28.6366
Millington School District [Ind. Personal]	3.9141	12.7532	16.6673

Wells Township (022)

2020 Ad Valorem Taxes

Taxing Entity	Name	Purpose of Tax	Amount of Tax Mills	2020 Taxable Valuation	Estimate of Tax Dollars	Total Tax Mills	Total Est. Tax Dollars
County	Tuscola	Bridge/Streets	0.4807	\$46,716,296	\$22,457	12.7101	\$593,769
		Senior Citizens	0.3200		\$14,949		
		Medical Care	0.2500		\$11,679		
		Road Patrol	1.3300		\$62,133		
		Roads/Streets	0.9657		\$45,114		
		Mosquito	0.6316		\$29,506		
		Recycling	0.1500		\$7,007		
		Veterans	0.1700		\$7,942		
		MSU Extension	0.1000		\$4,672		
	Total	8.3121	\$388,311				
Township	Wells	Operating	1.1886	\$46,716,296	\$55,527	3.1768	\$148,408
		Roads	1.9882		\$92,881		
Township Special Assessments		Wells				0.0000	\$0
School District	Caro	Total Non-PRE	23.6500	\$4,070,159	\$96,259		\$210,313
		Total PRE	5.6500	\$18,871,878	\$106,626		
		Total Com Personal	11.6500	\$700	\$8		
		Total Ind Personal	5.6500	\$1,313,200	\$7,420		
		TOTAL COMBINED		\$24,255,937			
School District	Cass City	Total Non-PRE	20.9766	\$945,734	\$19,838		\$25,515
		Total PRE	3.0000	\$1,892,147	\$5,676		
		Total Com Personal	8.9766	\$0	\$0		
		Total Ind Personal	3.0000	\$0	\$0		
		TOTAL COMBINED		\$2,837,881			
School District	Kingston	Total Non-PRE	23.3500	\$5,271,435	\$123,088		\$208,182
		Total PRE	5.3500	\$15,664,943	\$83,807		
		Total Com Personal	11.3500	\$111,600	\$1,267		
		Total Ind Personal	5.3500	\$3,700	\$20		
		TOTAL COMBINED		\$21,051,678			
Interm. School	Tuscola ISD	Operating	0.1411	\$46,716,296	\$6,592	4.2409	\$198,119
		Extra Voted	4.0998		\$191,527		
State Education	Michigan	State Education Tax	6.0000	\$45,399,396			\$272,396
Library	Caro District	Operating & Ex Voted	1.4909	\$22,942,037	\$34,204		\$34,204

Totals for Taxable Status by School District	Summer	Winter	Total
Caro School District [Non-PRE]	3.9141	42.9566	46.8707
Caro School District [PRE]	3.9141	24.9566	28.8707
Caro School District [Com. Personal]	3.9141	30.9566	34.8707
Caro School District [Ind. Personal]	3.9141	18.9566	22.8707
Cass City School District [Non-PRE]	3.9141	38.7923	42.7064
Cass City School District [PRE]	3.9141	20.8157	24.7298
Cass City School District [Com. Personal]	3.9141	26.7923	30.7064
Cass City School District [Ind. Personal]	3.9141	14.8157	18.7298
Kingston School District [Non-PRE]	3.9141	41.1657	45.0798
Kingston School District [PRE]	3.9141	23.1657	27.0798
Kingston School District [Com. Personal]	3.9141	29.1657	33.0798
Kingston School District [Ind. Personal]	3.9141	17.1657	21.0798

Wisner Township (023)
2020 Ad Valorem Taxes

Taxing Entity	Name	Purpose of Tax	Amount of Tax Mills	2020 Taxable Valuation	Estimate of Tax Dollars	Total Tax Mills	Total Est. Tax Dollars
County	Tuscola	Bridge/Streets	0.4807	\$27,478,310	\$13,209	12.7101	\$349,252
		Senior Citizens	0.3200		\$8,793		
		Medical Care	0.2500		\$6,870		
		Road Patrol	1.3300		\$36,546		
		Roads/Streets	0.9657		\$26,536		
		Mosquito	0.6316		\$17,355		
		Recycling	0.1500		\$4,122		
		Veterans	0.1700		\$4,671		
		MSU Extension	0.1000		\$2,748		
	Total	8.3121		\$228,402			
Township	Wisner	Operating	1.3822	\$27,478,310	\$37,981	5.1059	\$140,302
		Fire/Ambulance	1.7403		\$47,821		
		Roads	1.9834		\$54,500		
Township Special Assessments	Wisner					0.0000	\$0
School District	Akron-Fairgrove	Total Non-PRE	20.6500	\$2,801,438	\$57,850		\$91,829
		Total PRE	2.6500	\$11,760,223	\$31,165		
		Total Com Personal	8.6500	\$60,400	\$522		
		Total Ind Personal	2.6500	\$864,900	\$2,292		
		TOTAL COMBINED		\$15,486,961			
School District	Unionville-Sebewaing	Total Non-PRE	23.7200	\$1,814,751	\$43,046		\$106,858
		Total PRE	5.7200	\$11,101,898	\$63,503		
		Total Com Personal	11.7200	\$26,400	\$309		
		Total Ind Personal	5.7200	\$0	\$0		
		TOTAL COMBINED		\$12,943,049			
Interm. School	Tuscola ISD	Operating	0.1411	\$27,478,310	\$3,877	4.2409	\$116,533
		Extra Voted	4.0998		\$112,656		
State Education	Michigan	State Education Tax	6.0000	\$26,613,410			\$159,680
Library	Fairgrove	Operating & Ex Voted	0.7916	\$14,561,661	\$11,527		\$11,527

Totals for Taxable Status by School District		Summer	Winter	Total
Akron-Fairgrove School District [Non-PRE]		3.9141	41.1864	45.1005
Akron-Fairgrove School District [PRE]		3.9141	23.1864	27.1005
Akron-Fairgrove School District [Com. Personal]		3.9141	29.1864	33.1005
Akron-Fairgrove School District [Ind. Personal]		3.9141	17.1864	21.1005
Unionville-Sebewaing School District [Non-PRE]		3.9141	43.4648	47.3789
Unionville-Sebewaing School District [PRE]		3.9141	25.4648	29.3789
Unionville-Sebewaing School District [Com. Personal]		3.9141	31.4648	35.3789
Unionville-Sebewaing School District [Ind. Personal]		3.9141	19.4648	23.3789

Caro City (050)

2020 Ad Valorem Taxes

Taxing Entity	Name	Purpose of Tax	Amount of Tax Mills	2020 Taxable Valuation	Estimate of Tax Dollars	Total Tax Mills	Total Est. Tax Dollars
County	Tuscola	Bridge/Streets	0.4807	\$90,815,827	\$43,655	12.7101	\$1,154,278
		Senior Citizens	0.3200		\$29,061		
		Medical Care	0.2500		\$22,704		
		Road Patrol	1.3300		\$120,785		
		Roads/Streets	0.9657		\$87,701		
		Mosquito	0.6316		\$57,359		
		Recycling	0.1500		\$13,622		
		Veterans	0.1700		\$15,439		
		MSU Extension	0.1000		\$9,082		
		Total	8.3121		\$754,870		
City	Caro	Operating	16.1643	\$90,815,827	\$1,467,974	16.1643	\$1,467,974
School District	Caro	Total Non-PRE	23.6500	\$49,470,079	\$1,169,967		\$1,457,710
		Total PRE	5.6500	\$41,345,748	\$233,603		
		Total Com Personal	11.6500	\$3,145,280	\$36,643		
		Total Ind Personal	5.6500	\$3,096,737	\$17,497		
		TOTAL COMBINED		\$97,057,844			
Interm. School	Tuscola ISD	Operating	0.1411	\$90,815,827	\$12,814	4.2409	\$385,141
		Extra Voted	4.0998		\$372,327		
State Education	Michigan	State Education Tax	6.0000	\$87,719,090			\$526,315
Library	Caro District	Operating & Ex Voted	1.4909	\$90,815,827			\$135,397
Authority	Caro Transit	Operating & Ex Voted	2.0000	\$90,815,827			\$181,632

Totals for Taxable Status by School District	Summer	Winter	Total
Caro School District [Non-PRE]	20.0784	39.7798	61.8582
Caro School District [PRE]	20.0784	21.7798	43.8582
Caro School District [Com. Personal]	20.0784	27.7798	49.8582
Caro School District [Ind. Personal]	20.0784	15.7798	37.8582

Vassar City (051)
2020 Ad Valorem Taxes

Taxing Entity	Name	Purpose of Tax	Amount of Tax Mills	2020 Taxable Valuation	Estimate of Tax Dollars	Total Tax Mills	Total Est. Tax Dollars
County	Tuscola	Bridge/Streets	0.4807	\$43,539,787	\$20,930	12.7101	\$553,395
		Senior Citizens	0.3200		\$13,933		
		Medical Care	0.2500		\$10,885		
		Road Patrol	1.3300		\$57,908		
		Roads/Streets	0.9657		\$42,046		
		Mosquito	0.6316		\$27,500		
		Recycling	0.1500		\$6,531		
		Veterans	0.1700		\$7,402		
		MSU Extension	0.1000		\$4,354		
		Total	8.3121		\$361,907		
City	Vassar	Operating	17.0000	\$43,539,787	\$740,176	17.0000	\$740,176
School District	Vassar	Total Non-PRE	21.3586	\$15,889,571	\$339,379		\$448,573
		Total PRE	3.4000	\$27,650,216	\$94,011		
		Total Com Personal	9.3586	\$1,595,700	\$14,934		
		Total Ind Personal	3.4000	\$73,500	\$250		
		TOTAL COMBINED		\$45,208,987			
Interm. School	Tuscola ISD	Operating	0.1411	\$43,539,787	\$6,143	4.2409	\$184,648
		Extra Voted	4.0998		\$178,504		
State Education	Michigan	State Education Tax	6.0000	\$43,466,287			\$260,798
Library	Bullard Sanford	Operating & Extra Voted	1.2500	\$43,539,787			\$54,425

Totals for Taxable Status by School District		Summer	Winter	Total
Vassar School District [Non-PRE]		22.1641	35.9975	58.1616
Vassar School District [PRE]		22.1641	18.0389	40.2030
Vassar School District [Com. Personal]		22.1641	23.9975	46.1616
Vassar School District [Ind. Personal]		22.1641	12.0389	34.2030

Compilation of Overall Estimated Tax Revenue

Local Governmental Units	Overall Millage Rate	Taxable Value	Estimated Tax Dollars
Akron Township	5.2224	\$147,754,382	\$771,632
Almer Township	3.4551	\$64,492,452	\$222,828
Arbela Township	3.8768	\$71,915,875	\$415,424
Columbia Township	6.3912	\$183,378,149	\$1,172,006
Dayton Township	2.2231	\$55,365,770	\$123,084
Denmark Township	3.4518	\$108,409,653	\$539,979
Elkland Township	3.6335	\$89,702,967	\$325,936
Ellington Township	5.2733	\$41,854,689	\$220,712
Elmwood Township	5.2870	\$42,596,845	\$225,210
Fairgrove Township	5.1263	\$148,443,466	\$760,966
Fremont Township	1.3535	\$79,317,958	\$107,357
Gilford Township	4.3553	\$140,432,108	\$611,624
Indianfields Township	4.3722	\$61,388,214	\$268,402
Juniata Township	4.4574	\$67,842,231	\$302,400
Kingston Township	3.3059	\$39,534,594	\$165,653
Koylton Township	5.0025	\$46,428,201	\$232,257
Millington Township	2.4560	\$116,262,312	\$519,161
Novesta Township	3.3353	\$38,336,331	\$127,863
Tuscola Township	1.5265	\$83,396,389	\$179,703
Vassar Township	1.0000	\$89,035,741	\$89,036
Watertown Township	1.1332	\$56,224,649	\$63,714
Wells Township	3.1768	\$46,716,296	\$148,408
Wisner Township	5.1059	\$27,478,310	\$140,302
City of Caro	16.1643	\$90,815,827	\$1,467,974
City of Vassar	17.0000	\$43,539,787	\$740,176
Village of Akron	13.8912	\$6,436,347	\$89,409
Village of Cass City	18.1387	\$47,142,762	\$855,108
Village of Fairgrove	11.9423	\$6,767,059	\$80,814
Village of Gagetown	21.7268	\$4,129,819	\$89,728
Village of Kingston	12.4695	\$5,955,160	\$170,684
Village of Mayville	14.4203	\$16,226,919	\$231,550
Village of Millington	13.9396	\$19,006,627	\$264,945
Village of Reese	11.0000	\$29,986,224	\$372,793
Village of Unionville	13.7459	\$8,686,647	\$119,406

Compilation of Overall Estimated Tax Revenue

Authorities	Overall Millage Rate	Taxable Value	Estimated Tax Dollars
Caro Transit Authority	2.0000	\$216,696,493	\$433,393
Bullard Sanford Library	1.2500	\$258,074,436	\$322,593
Caro Area District Library	1.4909	\$290,081,232	\$432,482
Fairgrove District Library	0.7916	\$330,827,610	\$261,883
Mayville District Library	0.7354	\$134,683,728	\$99,046
Millington Arbela Library	0.9747	\$188,178,187	\$183,417
Rawson Memorial Library	1.0980	\$170,636,143	\$187,358
Reese District Library	0.9965	\$170,832,293	\$170,234

Tuscola County	Overall Millage Rate	Taxable Value	Estimated Tax Dollars
Operating	3.9141	\$1,980,663,196	\$7,752,514
Bridge/Streets	0.4807	\$1,980,663,196	\$952,105
Senior Citizens	0.3200	\$1,980,663,196	\$633,812
Medical Care	0.2500	\$1,980,663,196	\$495,166
Road Patrol	1.3300	\$1,980,663,196	\$2,634,282
Roads/Streets	0.9657	\$1,980,663,196	\$1,912,726
Mosquito	0.6316	\$1,980,663,196	\$1,250,987
Recycling	0.1500	\$1,980,663,196	\$297,099
Veterans	0.1700	\$1,980,663,196	\$336,713
MSU Extension	0.1000	\$1,980,663,196	\$198,066
Total	8.3121		\$16,463,471

Intermediate School Districts	Overall Millage Rate	Taxable Value	Estimated Tax Dollars
Huron ISD	4.8886	\$34,158,063	\$166,985
Saginaw ISD	3.0872	\$118,849,904	\$366,913
Sanilac ISD	2.5551	\$18,386,602	\$46,980
Tuscola ISD	4.2409	\$2,072,696,438	\$8,790,098

School District	Taxable Value	Operating Millage	Operating Tax Dollars	Extra Voted Millage	Extra Voted Tax Dollars	Debt Millage	Debt Tax Dollars	Total Est. Tax Dollars
Akron Fairgrove School District [Non-PRE]	\$54,529,499	18.0000	\$981,531	0	\$0	2.6500	\$144,503	\$1,126,034
Akron Fairgrove School District [PRE]	\$287,153,638	0.0000	\$0	0	\$0	2.6500	\$760,957	\$760,957
Akron Fairgrove School District [Com. Personal]	\$518,900	6.0000	\$3,113	0	\$0	2.6500	\$1,375	\$4,488
Akron Fairgrove School District [Ind. Personal]	\$175,094,000	0.0000	\$0	0	\$0	2.6500	\$463,999	\$463,999
Totals	\$517,296,037		\$984,644		\$0		\$1,370,834	\$2,355,479
Caro School District [Non-PRE]	\$91,961,256	18.0000	\$1,655,303	0	\$0	5.6500	\$519,581	\$2,174,884
Caro School District [PRE]	\$201,973,041	0.0000	\$0	0	\$0	5.6500	\$1,141,148	\$1,141,148
Caro School District [Com. Personal]	\$4,305,380	6.0000	\$25,832	0	\$0	5.6500	\$24,325	\$50,158
Caro School District [Ind. Personal]	\$13,189,137	0.0000	\$0	0	\$0	5.6500	\$74,519	\$74,519
Totals	\$311,428,814		\$1,681,135		\$0		\$1,759,573	\$3,440,708
Cass City School District [Non-PRE]*	\$39,593,878	17.9766	\$711,763	0	\$0	3.0000	\$118,782	\$830,545
Cass City School District [PRE]	\$166,376,103	0.0000	\$0	0	\$0	3.0000	\$499,128	\$499,128
Cass City School District [Com. Personal]	\$2,088,716	5.9766	\$12,483	0	\$0	3.0000	\$6,266	\$18,750
Cass City School District [Ind. Personal]*	\$28,021,500	0.0000	\$0	0	\$0	3.0000	\$84,065	\$84,065
Totals	\$236,080,197		\$724,247		\$0		\$708,241	\$1,432,487
Frankenmuth School District [Non-PRE]	\$11,440,827	18.0000	\$205,935	0	\$0	4.1800	\$47,823	\$253,758
Frankenmuth School District [PRE]	\$17,613,015	0.0000	\$0	0	\$0	4.1800	\$73,622	\$73,622
Frankenmuth School District [Com. Personal]	\$0	6.0000	\$0	0	\$0	4.1800	\$0	\$0
Frankenmuth School District [Ind. Personal]	\$0	0.0000	\$0	0	\$0	4.1800	\$0	\$0
Totals	\$29,053,842		\$205,935		\$0		\$121,445	\$327,380
Kingston School District [Non-PRE]	\$27,062,883	18.0000	\$487,132	0	\$0	5.3500	\$144,786	\$631,918
Kingston School District [PRE]	\$71,378,616	0.0000	\$0	0	\$0	5.3500	\$381,876	\$381,876
Kingston School District [Com. Personal]	\$225,687	6.0000	\$1,354	0	\$0	5.3500	\$1,207	\$2,562
Kingston School District [Ind. Personal]	\$3,700	0.0000	\$0	0	\$0	5.3500	\$20	\$20
Totals	\$98,670,886		\$488,486		\$0		\$527,889	\$1,016,375
Marlette School District [Non-PRE]	\$2,671,633	18.0000	\$48,089	0	\$0	1.5000	\$4,007	\$52,097
Marlette School District [PRE]	\$15,714,969	0.0000	\$0	0	\$0	1.5000	\$23,572	\$23,572
Marlette School District [Com. Personal]	\$195,500	6.0000	\$1,173	0	\$0	1.5000	\$293	\$1,466
Marlette School District [Ind. Personal]	\$0	0.0000	\$0	0	\$0	1.5000	\$0	\$0
Totals	\$18,582,102		\$49,262		\$0		\$27,873	\$77,136
Mayville School District [Non-PRE]	\$36,977,716	18.0000	\$665,599	0	\$0	5.4000	\$199,680	\$865,279
Mayville School District [PRE]	\$114,468,994	0.0000	\$0	0	\$0	5.4000	\$618,133	\$618,133
Mayville School District [Com. Personal]	\$990,300	6.0000	\$5,942	0	\$0	5.4000	\$5,348	\$11,289
Mayville School District [Ind. Personal]	\$32,170	0.0000	\$0	0	\$0	5.4000	\$174	\$174
Totals	\$152,469,180		\$671,541		\$0		\$823,334	\$1,494,874
Millington School District [Non-PRE]	\$41,792,820	17.9693	\$750,988	0	\$0	2.9811	\$124,589	\$875,576
Millington School District [PRE]	\$177,550,554	0.0000	\$0	0	\$0	2.9811	\$529,296	\$529,296
Millington School District [Com. Personal]	\$1,023,100	5.9693	\$6,107	0	\$0	2.9811	\$3,050	\$9,157
Millington School District [Ind. Personal]	\$746,580	0.0000	\$0	0	\$0	2.9811	\$2,226	\$2,226
Totals	\$221,113,054		\$757,095		\$0		\$659,160	\$1,416,255
Owendale-Gagetown School District [Non-PRE]	\$4,619,850	18.0000	\$83,157	0	\$0	1.9000	\$8,778	\$91,935
Owendale-Gagetown School District [PRE]	\$23,727,513	0.0000	\$0	0	\$0	1.9000	\$45,082	\$45,082
Owendale-Gagetown School District [Com. Personal]	\$216,800	6.0000	\$1,301	0	\$0	1.9000	\$412	\$1,713
Owendale-Gagetown School District [Ind. Personal]	\$5,810,700	0.0000	\$0	0	\$0	1.9000	\$11,040	\$11,040
Totals	\$34,374,863		\$84,458		\$0		\$65,312	\$149,770
Reese School District [Non-PRE]	\$32,665,103	18.0000	\$587,972	0	\$0	3.9000	\$127,394	\$715,366
Reese School District [PRE]	\$120,193,675	0.0000	\$0	0	\$0	3.9000	\$468,755	\$468,755
Reese School District [Com. Personal]	\$394,500	6.0000	\$2,367	0	\$0	3.9000	\$1,539	\$3,906
Reese School District [Ind. Personal]	\$31,795,800	0.0000	\$0	0	\$0	3.9000	\$124,004	\$124,004
Totals	\$185,049,078		\$590,339		\$0		\$721,691	\$1,312,030
Unionville-Sebewaing School District [Non-PRE]	\$32,481,942	18.0000	\$584,675	0	\$0	5.7200	\$185,797	\$770,472
Unionville-Sebewaing School District [PRE]	\$179,161,603	0.0000	\$0	0	\$0	5.7200	\$1,024,804	\$1,024,804
Unionville-Sebewaing School District [Com. Personal]	\$385,600	6.0000	\$2,314	0	\$0	5.7200	\$2,206	\$4,519
Unionville-Sebewaing School District [Ind. Personal]	\$94,766,600	0.0000	\$0	0	\$0	5.7200	\$542,065	\$542,065
Totals	\$306,795,745		\$586,989		\$0		\$1,754,872	\$2,341,860
Vassar School District [Non-PRE]	\$49,616,216	17.9586	\$891,038	0	\$0	3.4000	\$168,695	\$1,059,733
Vassar School District [PRE]	\$182,195,952	0.0000	\$0	0	\$0	3.4000	\$619,466	\$619,466
Vassar School District [Com. Personal]	\$3,117,560	5.9586	\$18,576	0	\$0	3.4000	\$10,600	\$29,176
Vassar School District [Ind. Personal]	\$9,393,210	0.0000	\$0	0	\$0	3.4000	\$31,937	\$31,937
Totals	\$244,322,938		\$909,614		\$0		\$830,698	\$1,740,312